

2MB



Pressurisation units with 2 threaded centrifugal pumps of MB series on a single skid, connected in parallel by suction and delivery manifolds.

They are available in fixed speed version with electronic control panel or in variable speed version with EPIC and EPIC-A inverters for constant pressure. The key characteristics of these systems are their reliability, user-friendly operation, and low maintenance needs. Installation of a pressure tank is required.

Booster set features

Suction manifold	galvanized steel with non-return and isolation valves
Delivery manifold	galvanized steel with pressure gauge and isolation valves, two connectors in the delivery manifold for direct installation of pressure tanks up to 24 lt
Base frame	galvanized steel
Fixed speed	electronic control panel EQ2SM(T) and two pressure switches
Variable speed	inverter EPIC or EPIC-A on each pump and two pressure sensors
Pressure tanks	available on request as accessories

Pump features

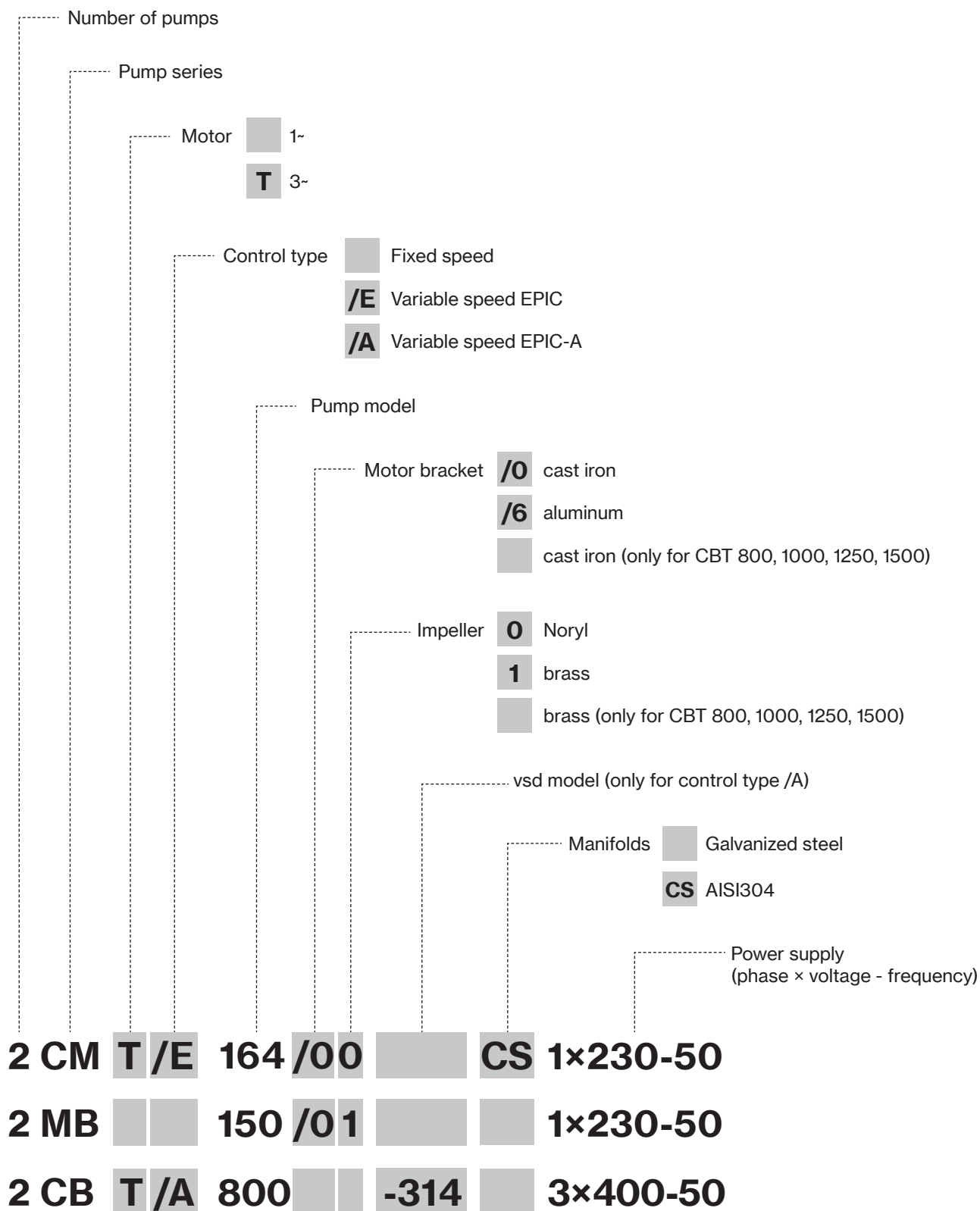
Pump body	cast iron
Motor bracket	cast iron
Impeller	Noryl® or brass
Mechanical seal	ceramic-graphite-NBR
Motor shaft	stainless steel AISI 303
Liquid temperature	0 - 50 °C
Operating pressure	max 8 bar
2 Poles induction motor	3~ 230/400V - 50Hz 1~ 230V - 50Hz
Motor insulation class	F
Motor protection degree	IPX4

PERFORMANCE

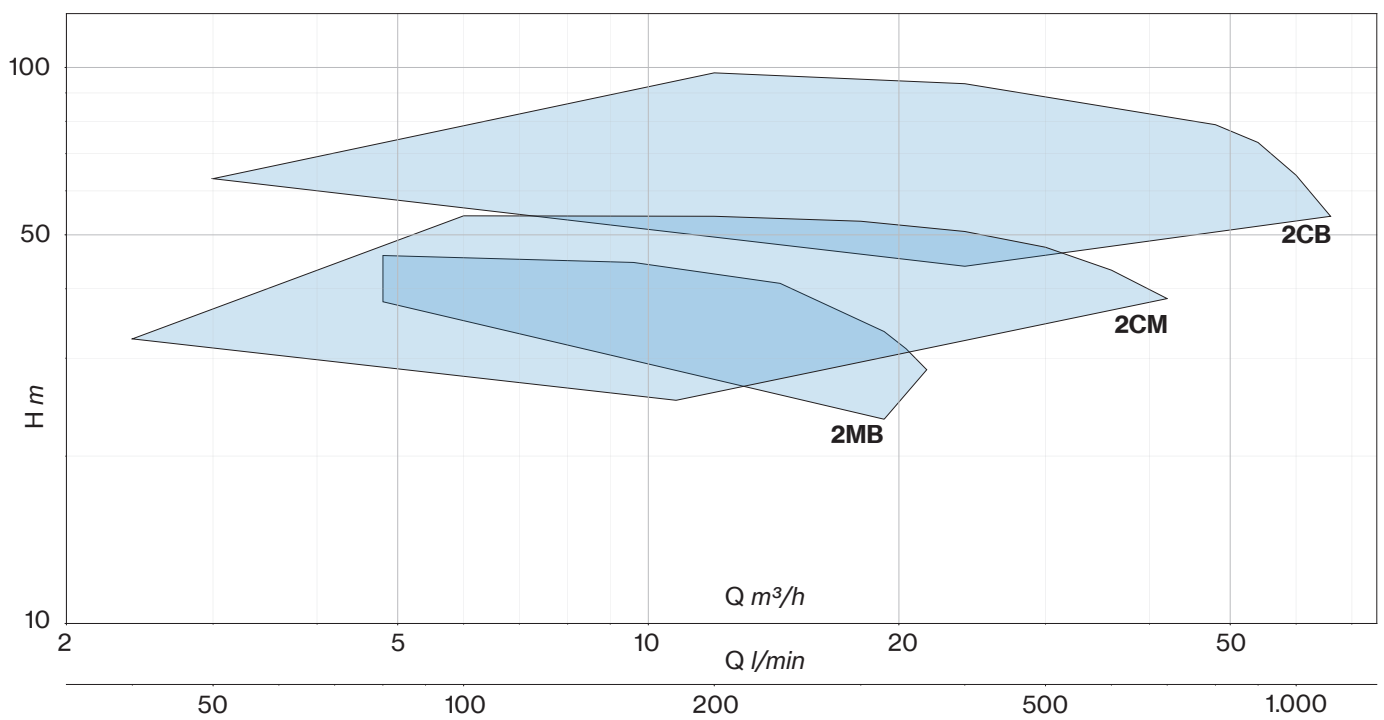
TARGET (2 pumps)		MODEL				P2 NOMINAL		Q (m³/h - l/min)						
		FIXED SPEED		VARIABLE SPEED				0	4,8	9,6	14,4	19,2	21,6	24,0
l/min	bar	1- 230V	3- 400V	EPIC	EPIC-A	HP (x2)	kW (x2)	0	80	160	240	320	360	400
				1- 230V-in 3- 230V-out	3- 400V-in 3- 400V-out			H (m)						
160	3,5	2MB150	2MBT150	2MBT/E150	2MBT/A150-304	2	1,5	39,2	40,2	39,5	35,7	28,7	23,9	18,0
240		2MB200	2MBT200	-	2MBT/A200-304	2,5	1,85	44,9	45,6	44,8	41,7	35,2	30,8	25,8
300		2MB300	2MBT300	-	2MBT/A300-306	3	2,2	49,5	49,4	48,3	45,8	39,8	35,8	31,1

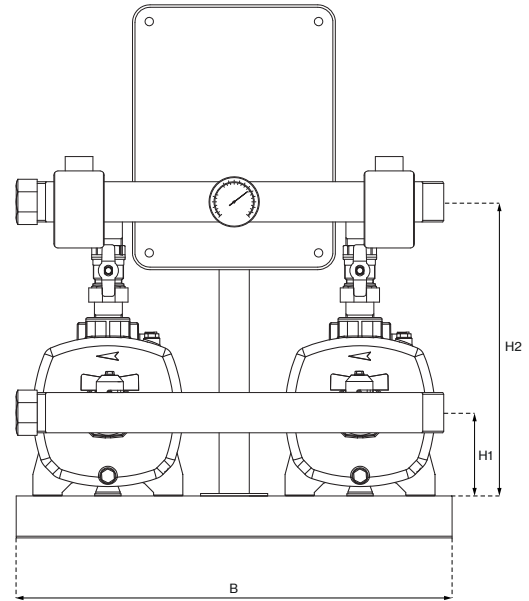
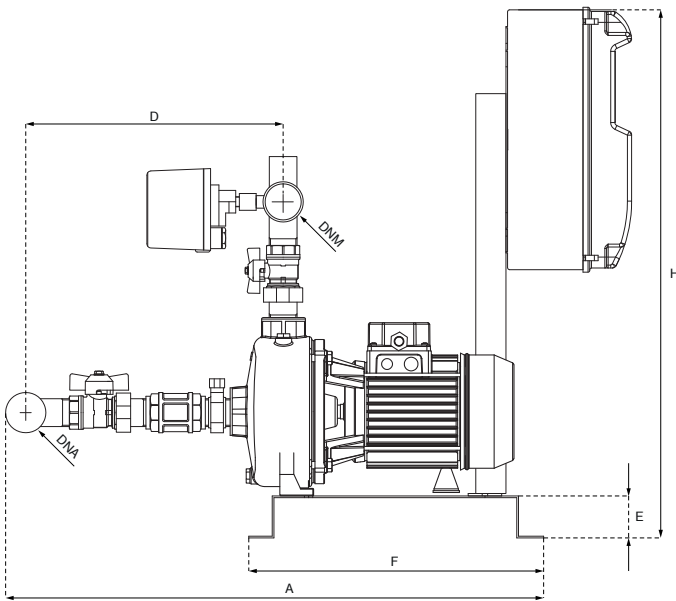
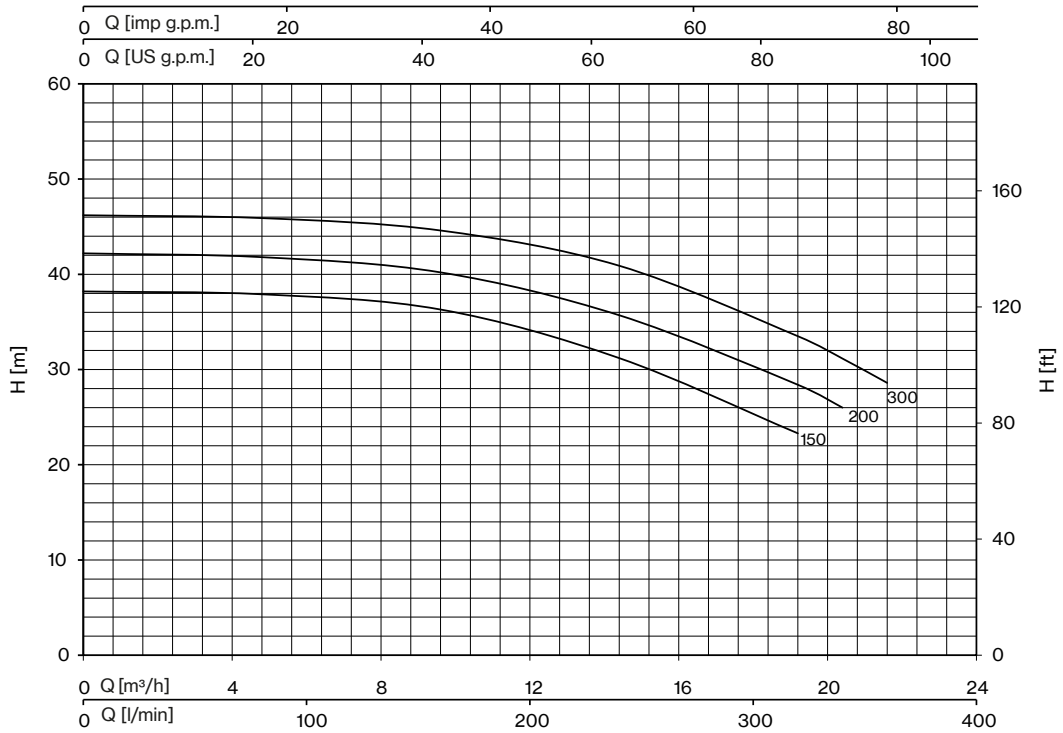


Name key



Performance data and curves





MODEL				P1		In			Required tank for v.s.	DIMENSIONS								WEIGHT			
FIXED SPEED		VARIABLE SPEED		1-	3-	1- 230V	3- 400V	3- 230V		A	B	D	E	F	H	H1	H2	DNA	DNM	f.s.	v.s.
1-	3-	EPIC	EPIC-A																		
		1- in 230V 3-out 230V	3- 400V-in 3- 400V-out																		
2MB150	2MBT150	2MBT/E150	2MBT/A150-304	2	1,9	8,9	3,7	6,4	2x 20	740	615	390	60	380	633	115	401			78	83
2MB200	2MBT200	-	2MBT/A200-304	2,3	2,2	10,4	4,4	-	2x 20	740	615	390	60	380	633	115	401	2" ½ G	2" G	78	83
2MB300	2MBT300	-	2MBT/A300-306	2,6	2,5	12,4	5,1	-	2x 20	740	615	390	60	380	633	115	401			81	87

f.s. : fixed speed
v.s. : variable speed



Dimensions and weights may differ slightly and therefore should be considered as indicative