



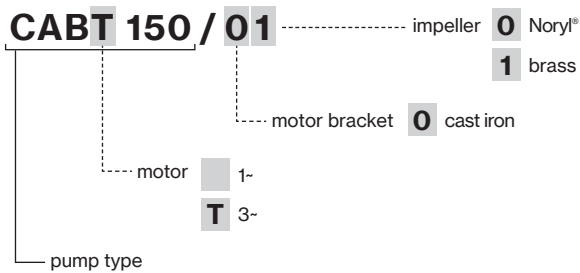
Self-priming centrifugal pumps for water supply (also mixed with air) of small and medium domestic and civil installations, that can be connected to an autoclave tank.

### Construction features

<b>Pump body</b>	cast iron
<b>Motor bracket</b>	cast iron
<b>Impeller</b>	Noryl® or brass
<b>Mechanical seal</b>	ceramic-graphite-NBR
<b>Motor shaft</b>	stainless steel AISI 303 hydraulic side
<b>Liquid temperature</b>	0 - 50 °C
<b>Operating pressure</b>	max 8 bar

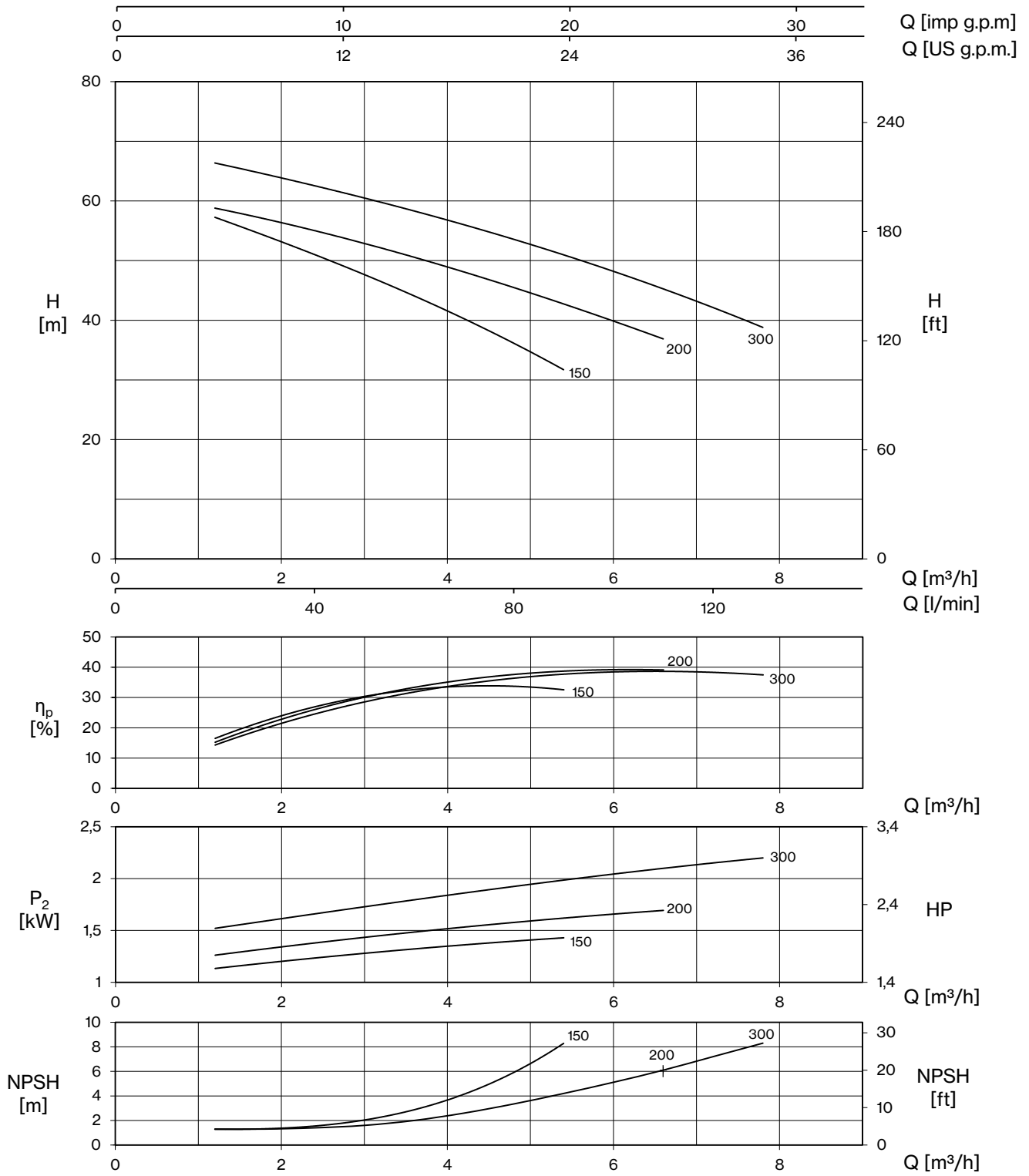
### Motor

	3~ 220/380V - 60Hz
<b>2 Poles induction motor</b>	1~ 220V - 60Hz (with thermal protection)
<b>Insulation class</b>	F
<b>Protection degree</b>	IPX4



TYPE	LOTS			
	TRUCK		CONTAINER	
	PALLET (cm)	N° pumps	PALLET (cm)	N° pumps
<b>CAB</b>	85×110×140	30	85×110×190	42

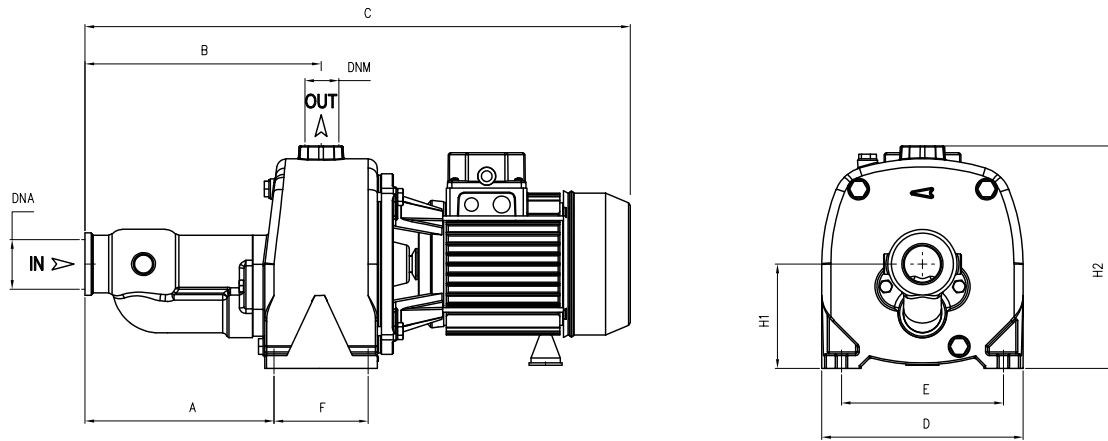






TYPE - 60 Hz		P2		P1		CURRENT		Q (m³/h - l/min)								
1-	3-			1-	3-	1- 220V	3- 380V	0	1,2	1,8	3	4,2	5,4	6,6	7,2	7,8
		HP	kW	kW		A		H (m)								
CAB 150	CABT 150	2	1,5	1,8	1,7	8,6	3,6	62,3	57,2	54,3	47,6	40,2	31,7			
CAB 200	CABT 200	2,5	1,84	2,1	2,1	10,1	4,3	62,1	58,9	57,0	52,9	48,2	42,7	36,9		
CAB 300	CABT 300	3	2,2	2,8	2,5	14,8	5,1	69,1	66,4	64,5	60,5	56,0	51,0	45,3	42,1	38,8



# CAB



TYPE		DIMENSIONS (mm)														
1-	3-	A	B	C	D	E	F	H1	H2	DNA	DNM	I	L	M	-1	-3
<b>CAB 150</b>	<b>CABT 150</b>	204	257	626	220	177	105	112	240	1" ½ G	1" G	638	230	255	33	34
<b>CAB 200</b>	<b>CABT 200</b>	204	257	626	220	177	105	112	240			638	230	255	32,5	33
<b>CAB 300</b>	-	204	257	696	220	177	105	112	240			777	259	280	42	-
-	<b>CABT 300</b>	204	257	626	220	177	105	112	240			638	230	255	-	34

