



Medium delivery centrifugal pumps for agricultural applications. Equipped with an open impeller that allows the pumping of non-clean liquids, guaranteeing the free passage of small solids (Ø max. 10 mm).

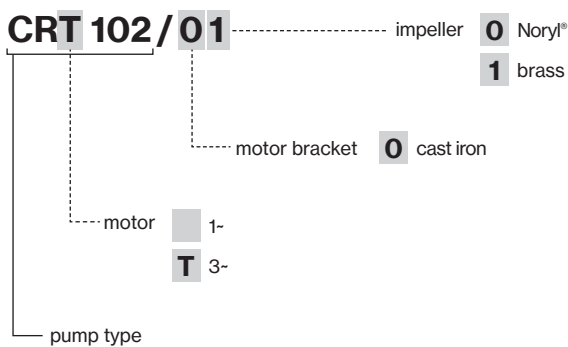
Construction features

Pump body	cast iron
Motor bracket	cast iron
Impeller	Noryl® or brass
Mechanical seal	ceramic-graphite-NBR
Motor shaft	stainless steel AISI 416
Liquid temperature	Noryl® impeller: 0 - 50 °C brass impeller: 0 - 90 °C
Operating pressure	max 6 bar


Motor

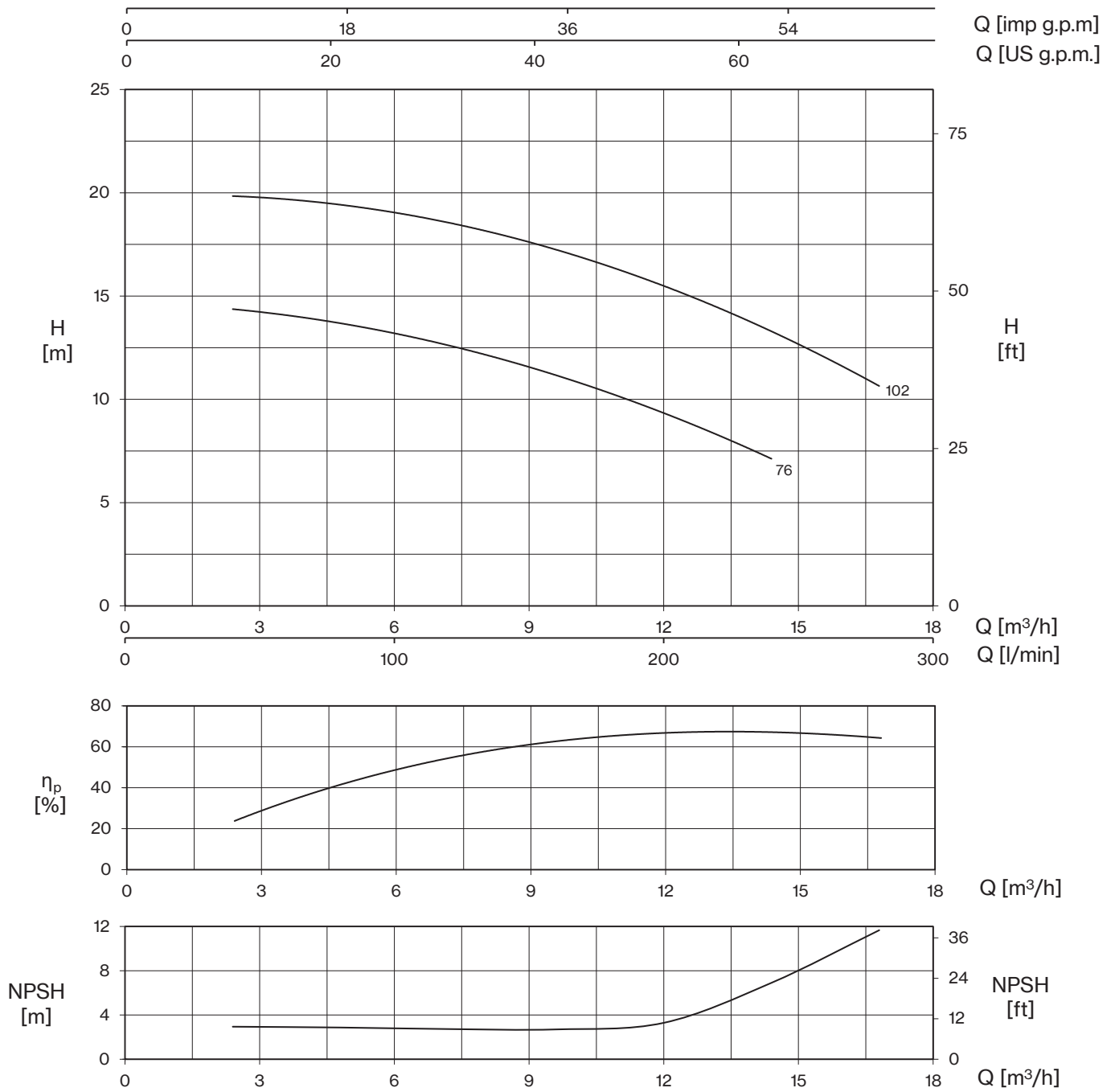
	3- 220/380V - 60Hz
2 Poles induction motor	1- 220V - 60Hz (with thermal protection)
Insulation class	F
Protection degree	IPX4

1- 110V - 60Hz	
TYPE	I (A)
CR 76	6,8
CR 102	10,6



TYPE	LOTS			
	TRUCK		CONTAINER	
	PALLET (cm)	N° pumps	PALLET (cm)	N° pumps
CR	85×110×145	65	85×110×195	91

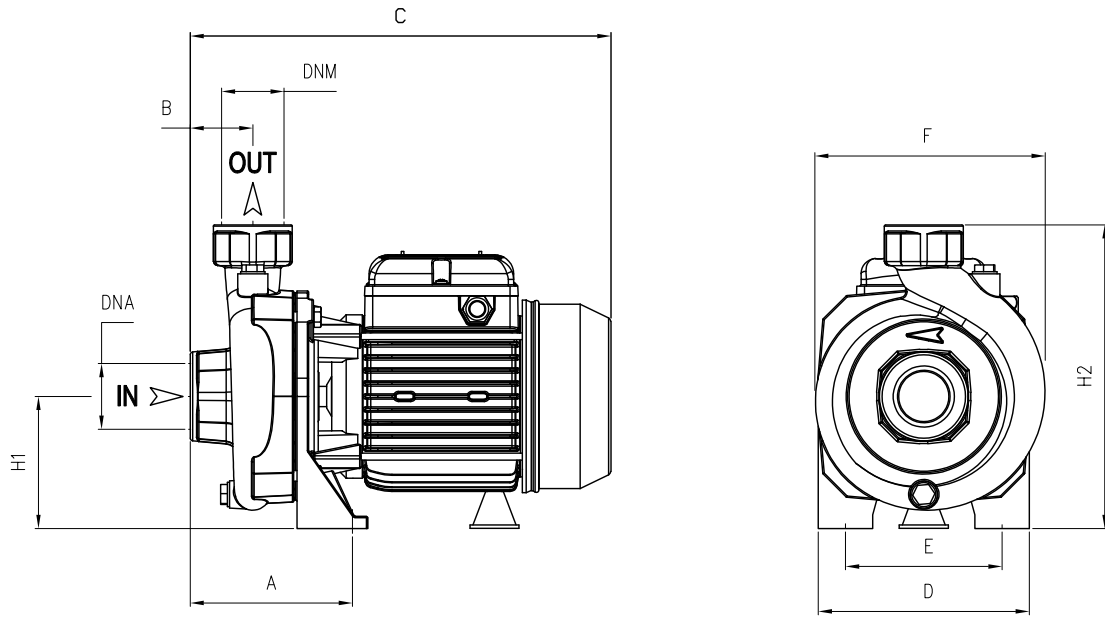






TYPE - 60 Hz		P2		P1		CURRENT		Q (m³/h - l/min)						
1-	3-			1-	3-	1- 220V	3- 380V	0	3	6	9	12	14,4	16,8
		0	50					100	150	200	240	280		
		HP	kW	kW		A		H (m)						
CR 76	CRT 76	0,8	0,59	0,73	0,83	3,4	1,5	15	14,3	13	11,6	9,5	7	
CR 102	CRT 102	1	0,74	1,14	1,2	5,3	2,4	20,5	19,8	18,9	17,7	15,5	13,5	10,5



CR



TYPE		DIMENSIONS (mm)														
1~	3~	A	B	C	D	E	F	H1	H2	DNA	DNM	I	L	M	1~	3~
CR 76	CRT 76	120	45	308	155	115	170	97	222			325	200	265	13,1	12,5
CR 102	CRT 102	120	45	308	155	115	170	97	222	1" 1/2 G	1" 1/2 G	325	200	265	14,5	13,7

