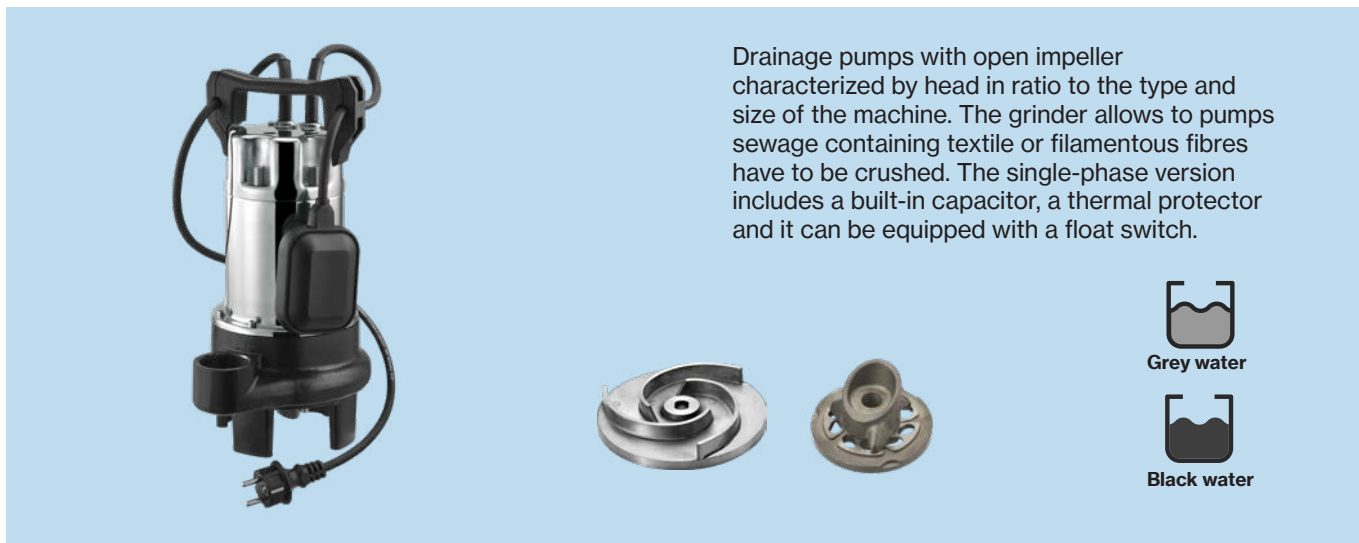


# DTR 101

Sewage  
Grinder



Drainage pumps with open impeller characterized by head in ratio to the type and size of the machine. The grinder allows to pumps sewage containing textile or filamentous fibres have to be crushed. The single-phase version includes a built-in capacitor, a thermal protector and it can be equipped with a float switch.



## Construction features

<b>Painting</b>	cataphoresis
<b>Pump body</b>	cast iron
<b>Shell, motor cover</b>	stainless steel
<b>Impeller</b>	brass
<b>Mechanical seal</b>	double seal with oil barrier; silicon carbide on pump side, sealing ring on motor side
<b>Motor shaft</b>	stainless steel AISI 430

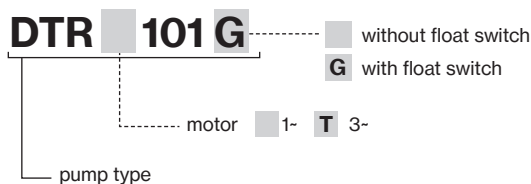


**Grinder** treated stainless steel

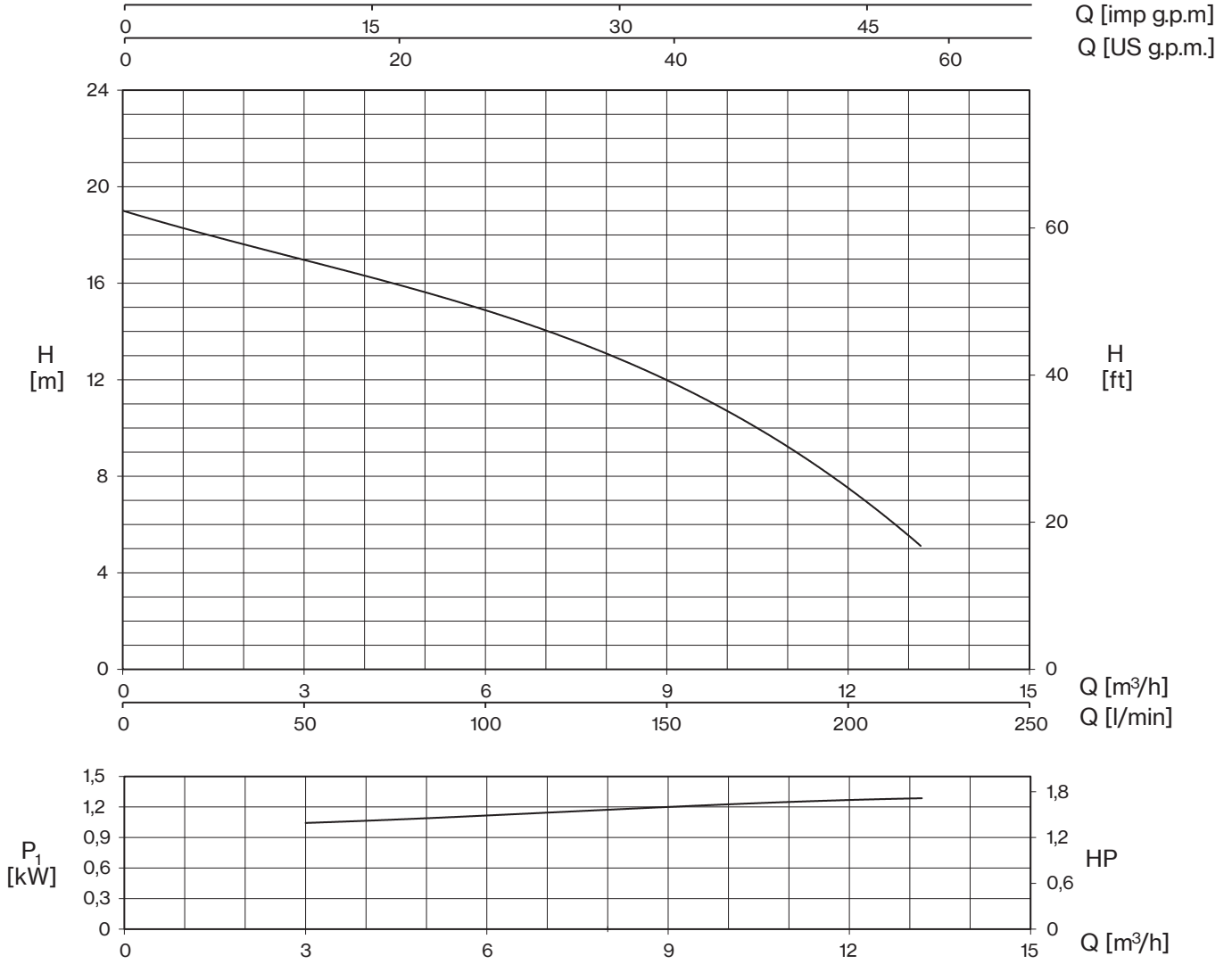
<b>Max submergence</b>	5 m
<b>Liquid temperature</b>	0 - 40 °C
<b>Cable</b>	H07 RNF, 10 m
<b>G</b>	float switch

## Motor

	3- 380V - 60Hz
<b>2 poles induction motor</b>	1- 220V - 60Hz (with thermal protection)
<b>Insulation class</b>	F
<b>Protection degree</b>	IPX8

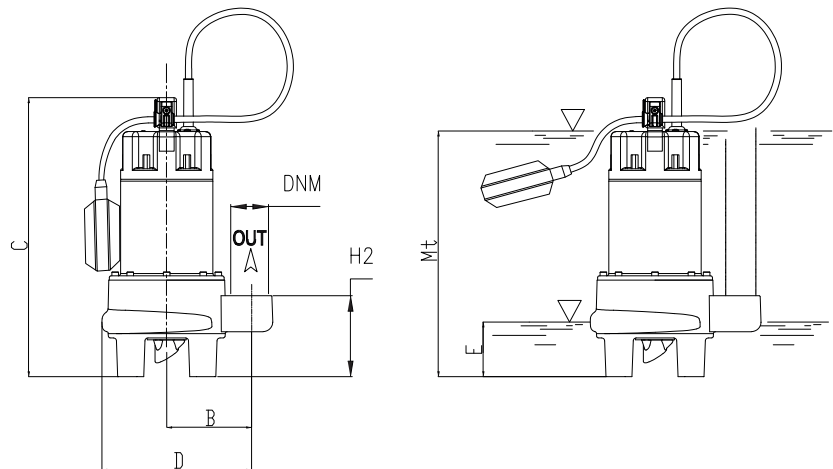


# DTR 101



TYPE - 60 Hz		P1	CURRENT		Q (m³/h - l/min)					
1~	3~		1~ 220V	3~ 380V	0	3	6	9	12	13,2
		kW	A		H (m)					
DTR 101 (G)	DTRT 101	1,3	6,0	2,4	19,0	17,1	14,8	11,9	7,8	4,9

E: maximum emptying level  
Mt: minimum liquid level for continuous duty



TYPE		DIMENSIONS (mm)										Kg
1~	3~	B	C	D	E	H2	Mt	DNM	I	L	M	
DTR 101 (G)	DTRT 101	105	369	288	84	104,5	316	1" 1/2 G	260	185	450	16,5

