



ULTRA 3



ULTRA 5



ULTRA 7



ULTRA 9



ULTRA 18



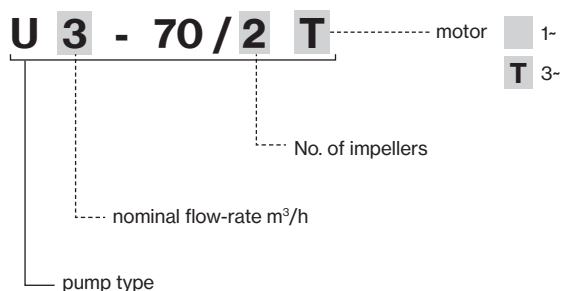
Stainless steel multistage horizontal pumps.  
Pumping of clean non-loaded fluids, pressurizing system, irrigation, drinking and glycol water, water treatment, heating and air conditioning, washing system.

### Construction features

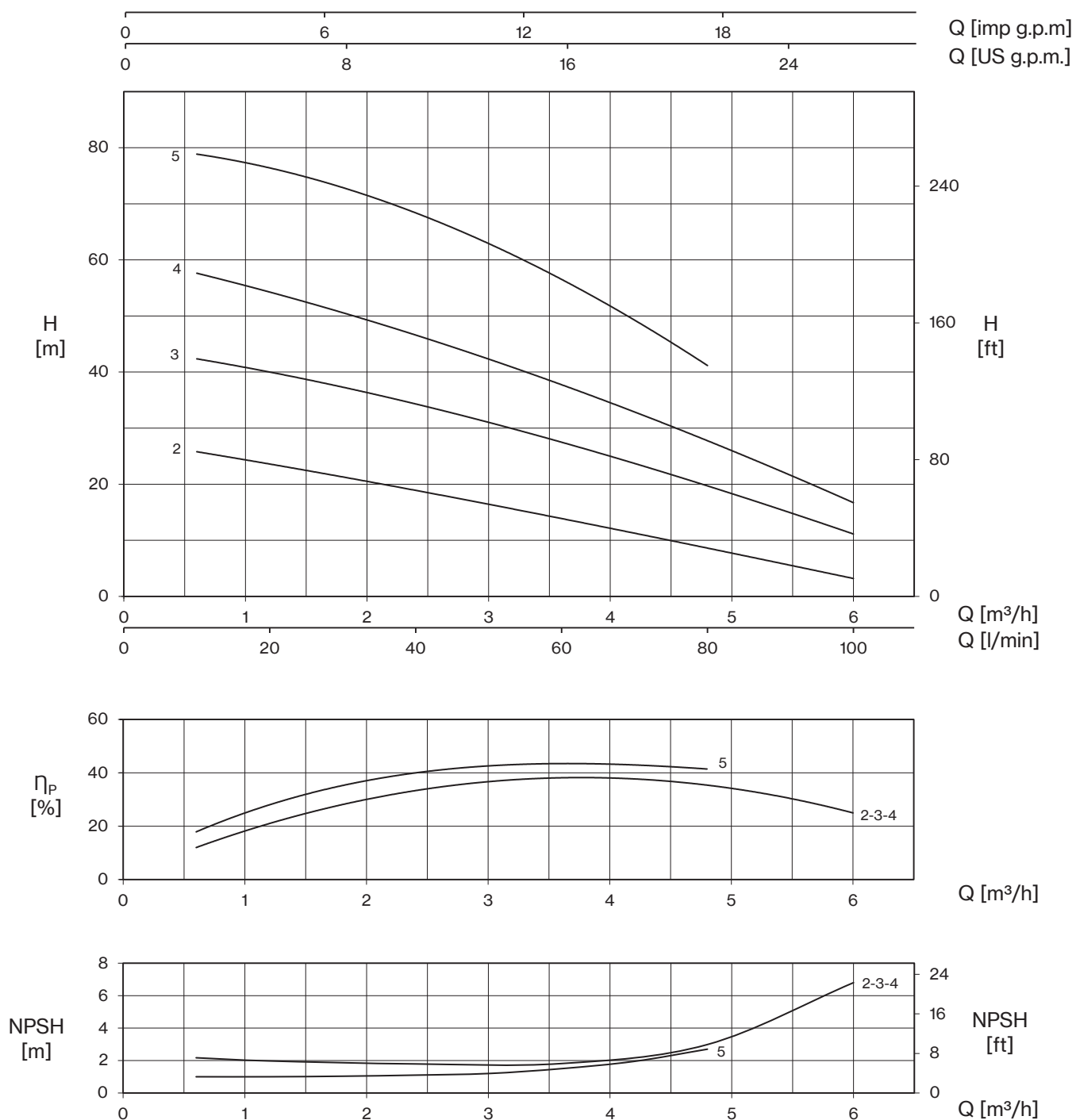
<b>Pump body, mechanical seal housing</b>	stainless steel AISI 304
<b>Motor bracket</b>	aluminum
<b>Impellers, diffusers</b>	Noryl®
<b>Mechanical seal</b>	ceramic-graphite-EPDM ≤ 4 impellers graphite-silicon carbide-EPDM ≥ 5 impellers
<b>Motor shaft</b>	stainless steel AISI 303
<b>Liquid temperature</b>	-5 ÷ +35 °C
<b>Operating pressure</b>	max 8,5 bar

### Motor

	3- 220/380V - 60Hz
<b>2 poles induction motor</b>	1- 220V - 60Hz (with thermal protection up to 1,85 kW)
<b>Insulation class</b>	F
<b>Protection degree</b>	IPX4



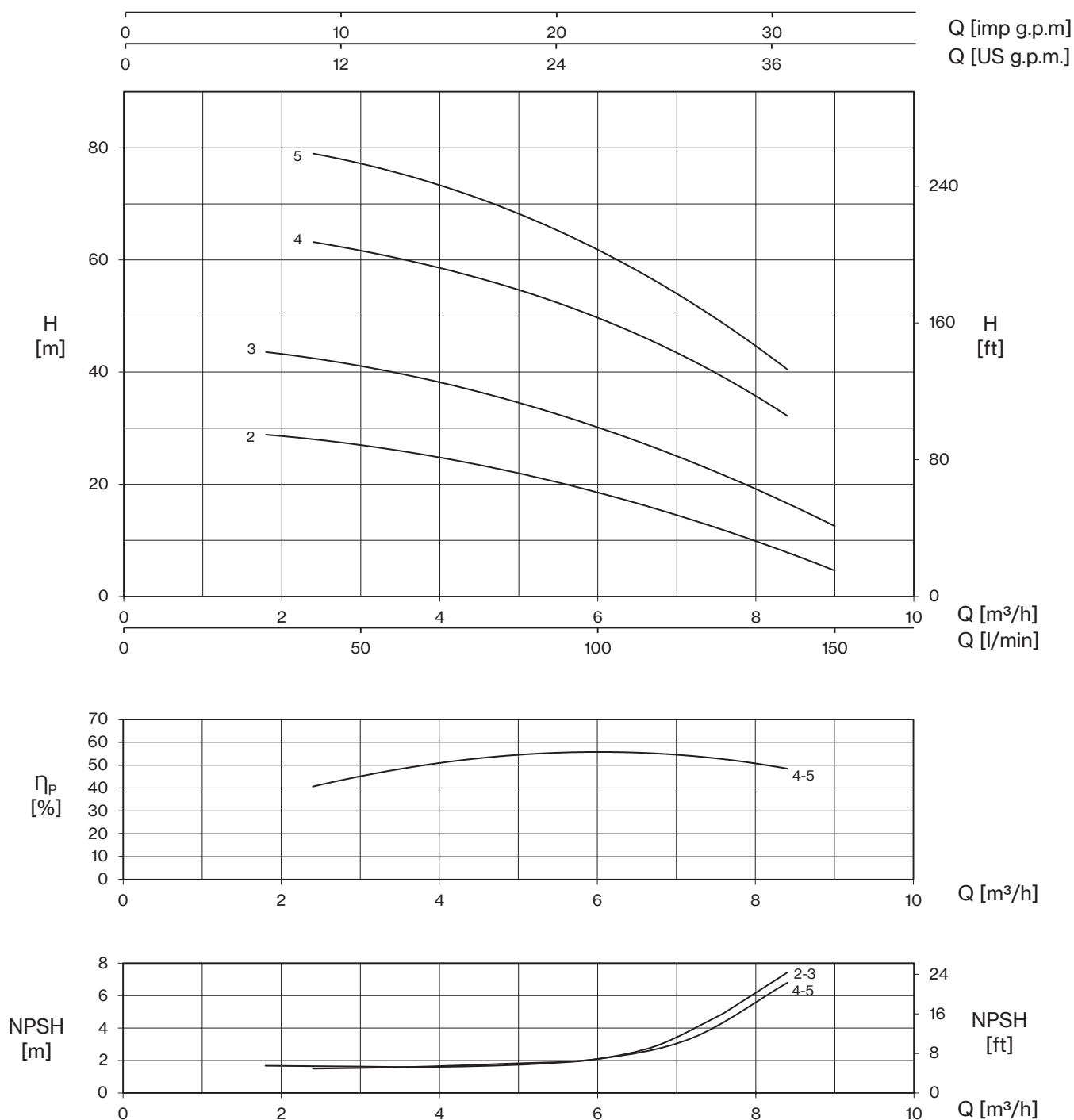
# ULTRA 3



TYPE - 60 Hz		P2		P1		CURRENT		Q (m³/h - l/min)						
1-	3-			1-	3-	1- 220V	3- 380V	0	0,6	1,2	2,4	3,6	4,8	6
		HP	kW	kW		A		H (m)						
U 3-70/2	U 3-70/2T	0,7	0,51	0,71	0,6	3,4	1,0	27,8	25,8	23,6	18,9	13,9	8,6	3,2
U 3-80/3	U 3-80/3T	0,8	0,6	1,08	0,96	5,1	1,7	44,4	42,3	40,1	34,3	27,4	19,8	11,1
U 3-120/4	U 3-120/4T	1,2	0,9	1,44	1,37	6,8	2,7	60,5	57,6	54,3	46,6	37,7	27,8	16,7
U 3-150/5	U 3-150/5T	1,8	1,3	1,6	1,5	7,5	3,3	79,2	78,8	76,5	68,4	56,6	41,2	

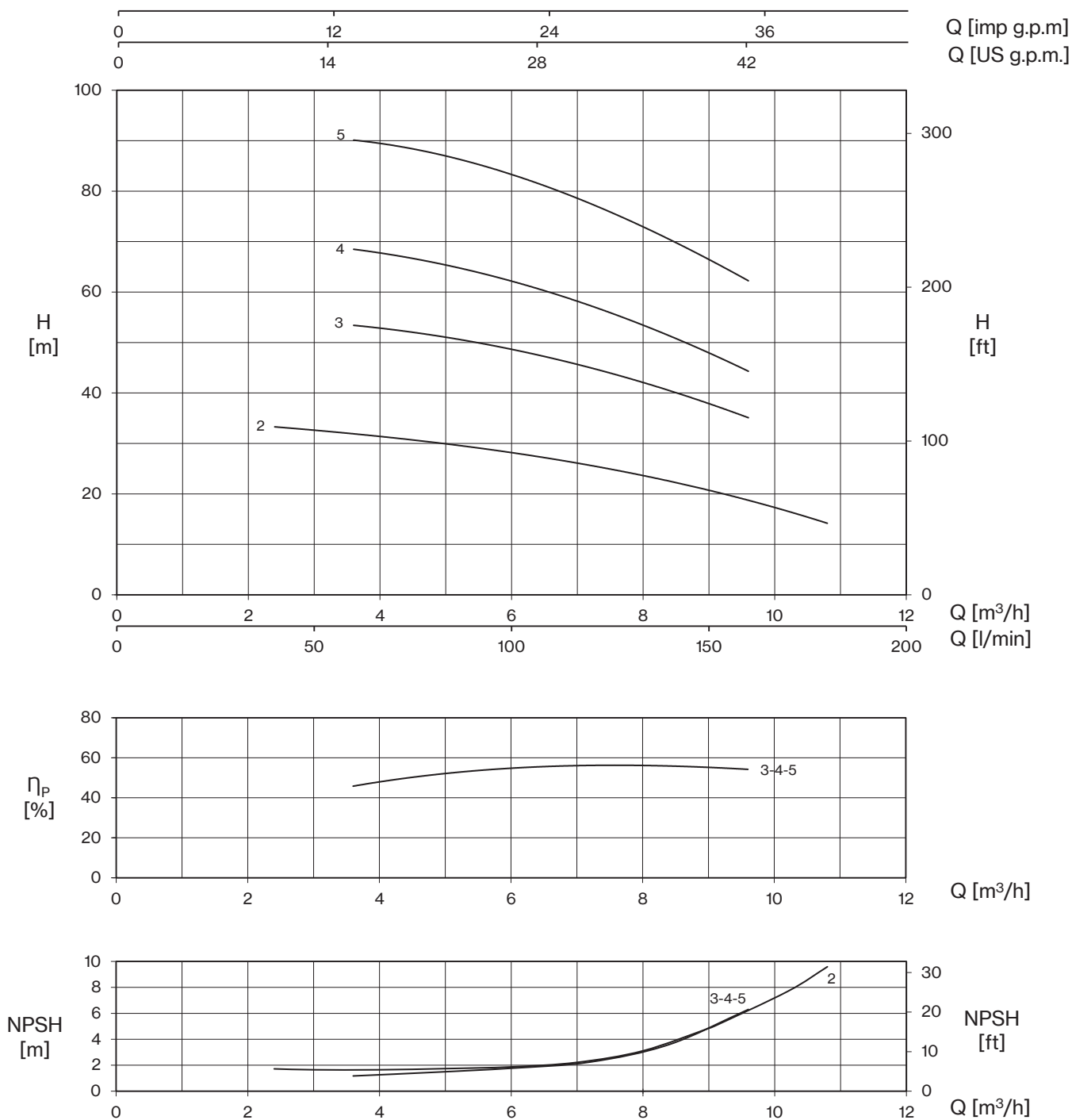


# ULTRA 5



TYPE - 60 Hz		P2		P1		CURRENT		Q (m³/h - l/min)								
1~	3~			1~	3~	1~ 220V	3~ 380V	0	1,8	2,4	3,6	4,8	6	7,2	8,4	9
		HP	kW	kW		A		H (m)								
U 5-90/2	U 5-90/2T	0,9	0,66	0,98	0,94	4,6	1,7	31,9	29,2	28,0	25,3	22,2	18,5	14,3	8,6	3,7
U 5-120/3	U 5-120/3T	1,2	0,9	1,42	1,35	6,7	2,7	47,0	44,0	42,5	38,9	34,7	30,1	24,9	17,6	11,3
U 5-180/4	U 5-180/4T	1,8	1,3	1,9	1,8	9,1	3,6	66,0		63,2	59,9	55,5	49,8	42,0	32,2	
U 5-250/5	U 5-250/5T	2,5	1,84	2,4	2,2	11,1	4,3	82,9		79,0	74,9	69,4	61,9	52,1	40,5	

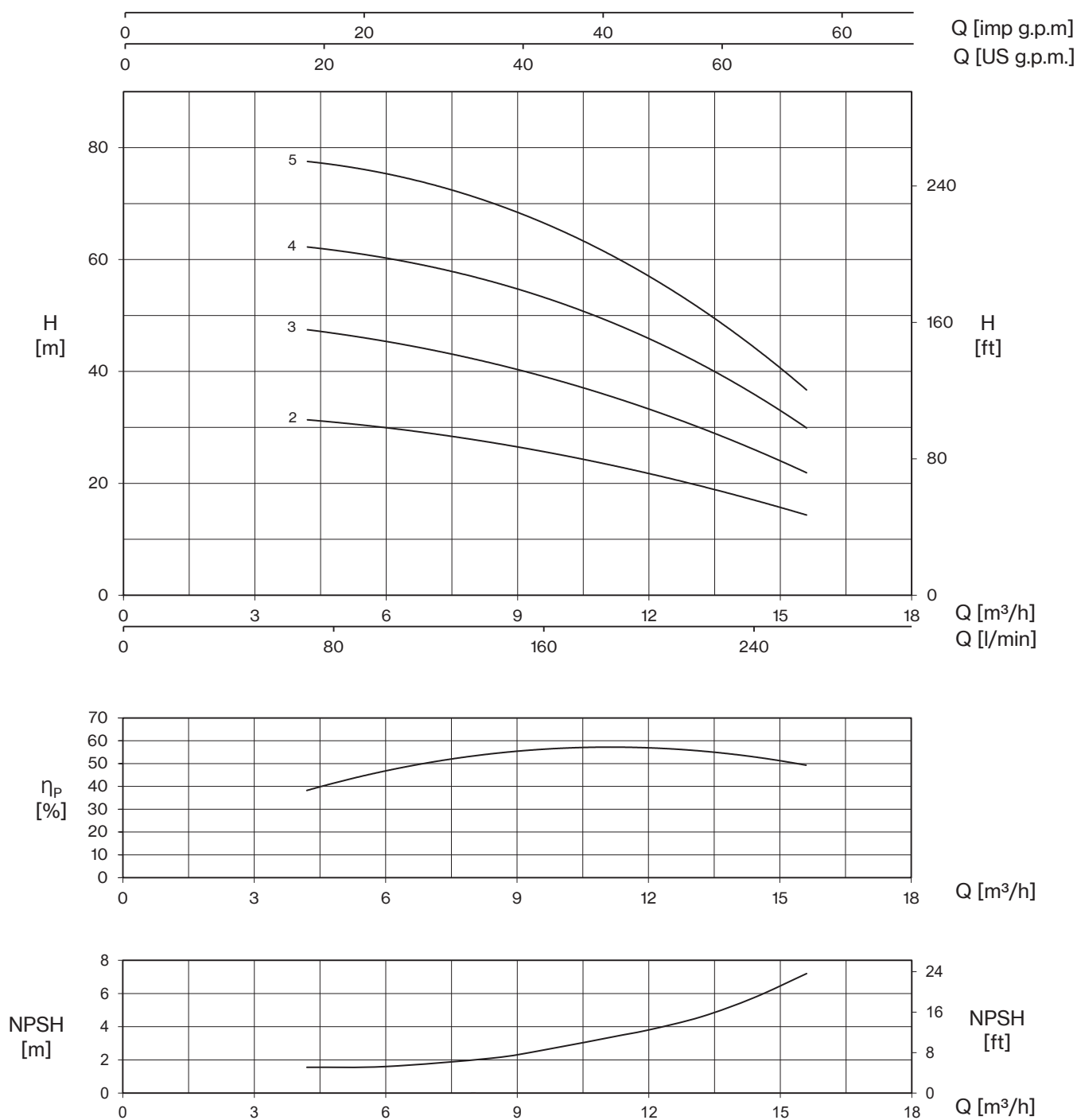




TYPE - 60 Hz		P2		P1		CURRENT		Q (m³/h - l/min)									
1~	3~			1~	3~	1~ 220V	3~ 380V	0	2,4	3,6	4,8	6	7,2	8,4	9,6	10,8	
		HP	kW	kW		A		H (m)									
U 7-120/2	U 7-120/2T	1,2	0,9	1,50	1,4	7,1	2,7	35,2	33,1	32,3	30,2	28,0	25,5	22,5	19,1	14,0	
U 7-200/3	U 7-200/3T	2,5	1,84	2,2	2,0	10,4	4,0	54,9		53,4	51,5	48,7	44,9	40,6	35,1		
U 7-300/4	U 7-300/4T	3	2,2	2,9	2,6	14,5	5,1	71,1		68,5	65,9	62,2	57,3	51,4	44,3		
-	U 7-400/5T	4	3	-	3,4	-	6,5	91,3		90,1	87,6	83,3	77,5	70,5	62,2		

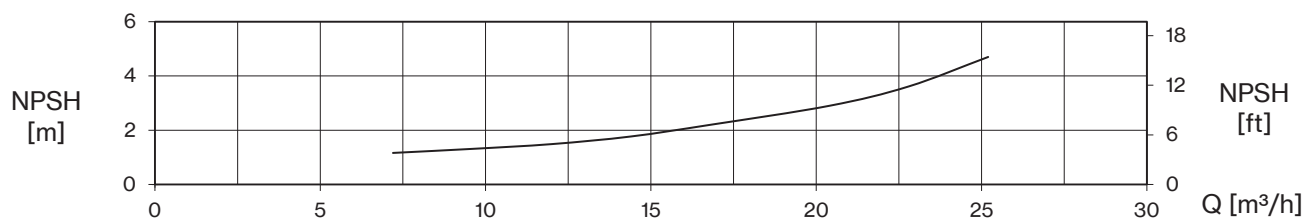
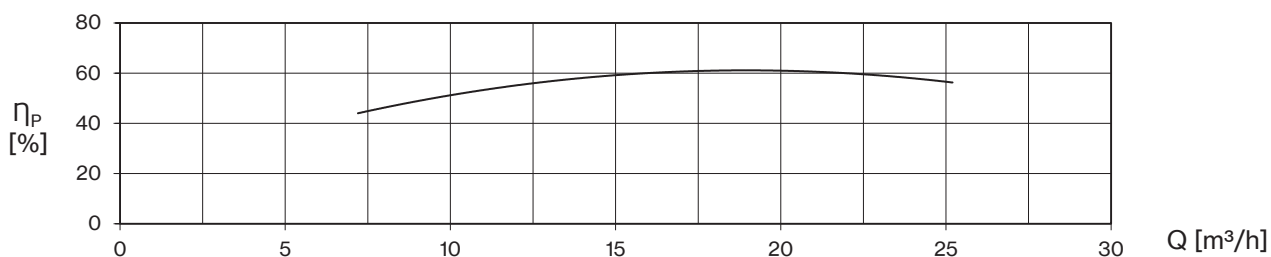
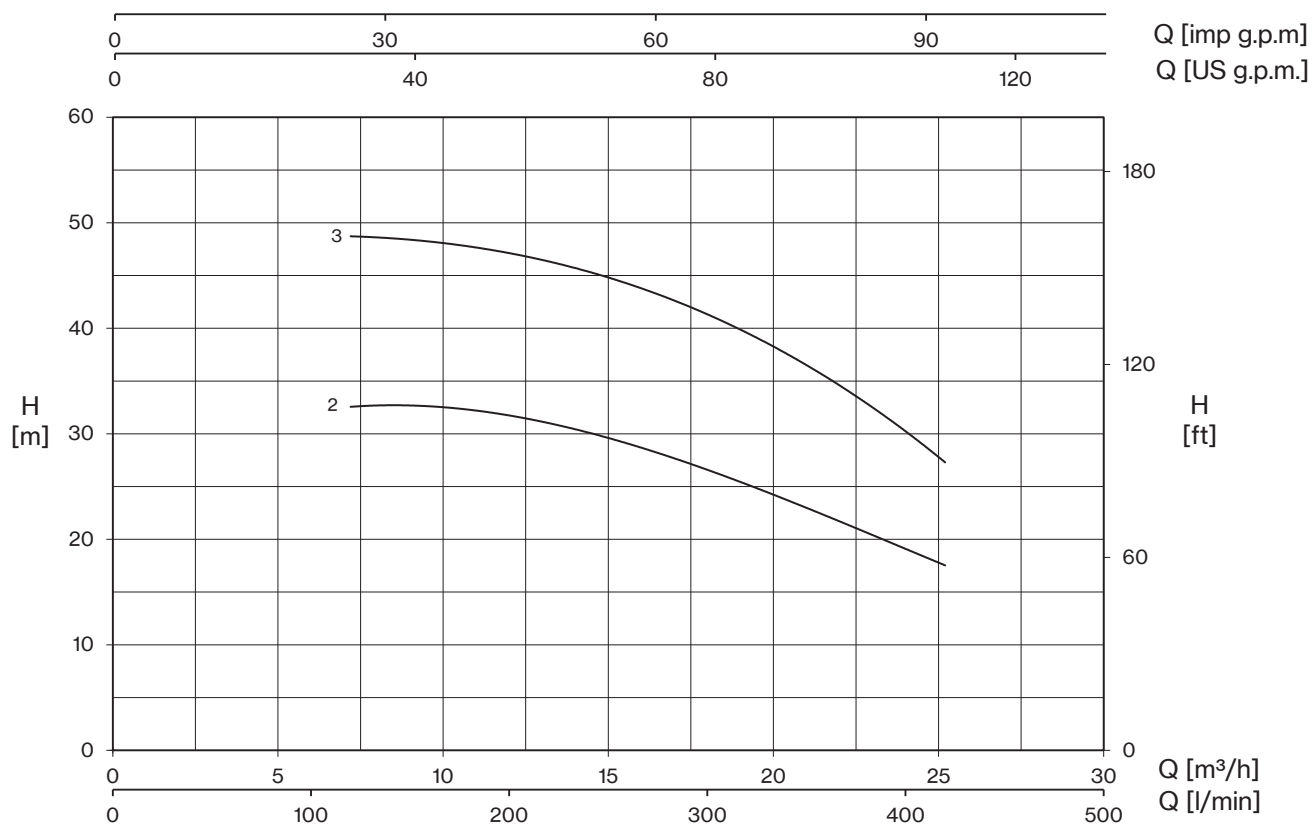


# ULTRA 9



TYPE - 60 Hz		P2		P1		CURRENT		Q (m³/h - l/min)									
1~	3~			1~	3~	1~ 220V	3~ 380V	0	4,2	6	8,4	9,6	11,4	12	13,2	14,4	15,6
		HP	kW	kW		A		0	70	100	140	160	190	200	220	240	260
		H (m)															
U 9-180/2	U 9-180/2T	1,8	1,3	1,6	1,5	7,7	3,3	33,0	31,3	30,0	27,2	25,7	22,8	21,8	19,5	17,0	14,3
U 9-200/3	U 9-200/3T	2,5	1,84	2,4	2,2	11,1	4,3	50,5	47,5	45,3	41,4	39,2	35,0	33,3	29,7	26,0	22,0
U 9-350/4	U 9-350/4T	3,5	2,57	3,2	3,1	15,8	5,9	67,0	62,3	60,1	56,1	53,4	48,2	45,9	41,0	35,8	30,0
-	U 9-400/5T	4	3	-	3,7	-	7,0	83,6	77,7	74,9	70,2	66,8	59,9	57,0	50,7	44,2	36,9





TYPE - 60 Hz	P2		P1	CURRENT	Q (m³/h - l/min)									
					0	7,2	9,6	12	14,4	16,8	20,4	22,8	25,2	
	HP	kW	kW	A	0	120	160	200	240	280	340	380	420	
3-				3- 380V										
					H (m)									
U 18-250/2T	3	2,2	2,6	5,1	34,3	32,7	32,3	31,7	30,2	28,2	23,6	20,4	17,7	
U 18-400/3T	4,5	3,37	3,9	7,3	50,8	48,8	48,2	47,0	45,3	43,1	37,6	32,7	27,4	

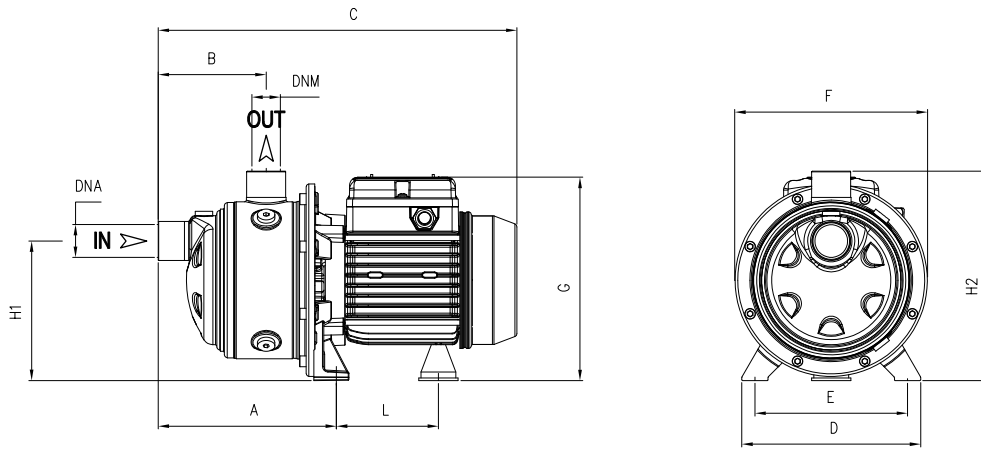




# ULTRA

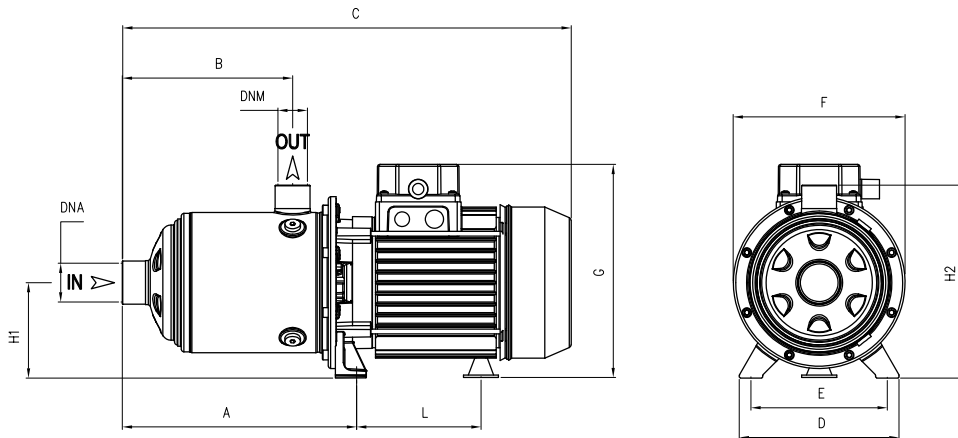
1- 110V - 60Hz	
TYPE	I (A)
U3-70/2	6,8
U3-80/3	10,2
U3-120/4	13,6
U5-90/2	9,2
U5-120/3	13,4
U7-120/2	14,2



LOTS				
TYPE	TRUCK		CONTAINER	
	PALLET (cm)	N° pumps	PALLET (cm)	N° pumps
U 3-70/2	80×120×150	84	80×120×175	96
U 3-80/3-120/4	85×110×160	70	85×110×185	80
U 3-150/5	90×110×150	54	90×110×170	63
U 5-90/2	80×120×150	84	80×120×175	96
U 5-120/3	85×110×160	70	85×110×185	80
U 5-180/4-250/5	90×110×150	54	90×110×170	63
U 7-120/2	85×110×160	70	85×110×185	80
U 7-200/3-300/4T	90×110×150	54	90×110×170	63
U 7-300/4-400/5T	80×120×145	35	80×120×170	42
U 9-180/2-200/3	90×110×150	54	90×110×170	63
U 9-350/4-400/5T	80×120×145	35	80×120×170	42
U 18-250/2 T-400/3T	90×110×150	54	90×110×170	63






TYPE		DIMENSIONS (mm)																
1~	3~	A	B	C	D	E	F	G	L	H1	H2	DNA	DNM	I	L	M	1~	3~
U 3-70/2	U 3-70/2T	166,8	103	333	164	140	176	190	93,7	128	192	1" G	1" G	369	189	220	7	7
U 3-80/3	U 3-80/3T	166,8	103	356	164	140	176	203	104,7	128	192			444	189	220	9,5	9,5
U 3-120/4	U 3-120/4T	190,8	127	380	164	140	176	203	104,7	128	192			444	189	220	11	11
U 3-150/5	U 3-150/5T	214,8	151	465	164	140	176	211	128,2	134	198			529	189	240	17,5	17,5
U 5-90/2	U 5-90/2T	166,8	103	333	164	140	176	190	93,7	128	192			369	189	220	8	8
U 5-120/3	U 5-120/3T	166,8	103	356	164	140	176	203	104,7	128	192			444	189	220	10,5	10,5
U 5-180/4	U 5-180/4T	190,8	127	441	164	140	176	211	128,2	134	198			529	189	240	16	17
U 5-250/5	U 5-250/5T	214,8	151	465	164	140	176	211	128,2	134	198			529	189	240	17,5	16,5




TYPE		DIMENSIONS (mm)																
1~	3~	A	B	C	D	E	F	G	L	H1	H2	DNA	DNM	I	L	M	1~	3~
U 7-120/2	U 7-120/2T	166,8	103	356	164	140	176	203	104,7	92	192	1" ¼ G	1" G	444	189	220	10,5	10,5
U 7-200/3	U 7-200/3T	166,8	103	417	164	140	176	211	128,2	98	198			529	189	240	16	16
U 7-300/4	U 7-300/4T	190,8	127	495	164	140	176	229	148,2	103	203			580	231	235	24	17
				T 441				T 211		T 98				T 198		529		
U 7-400/5	U 7-400/5T	214,8	151	519	164	140	176	229	148,2	103	203	580	231	235	24	24		
U 9-180/2	U 9-180/2T	185,8	118	436	164	140	176	211	128,2	98	198	1" ½ G	1" ¼ G	529	189	240	16	16,5
U 9-200/3	U 9-200/3T	185,8	118	436	164	140	176	211	128,2	98	198			529	189	240	17	16
U 9-350/4	U 9-350/4T	215,8	148	520	164	140	176	229	148,2	103	203			580	231	235	24	21
														580		231		
-	U 9-400/5T	245,8	178	550	164	140	176	229	148,2	103	203	580	231	235	-	24		
-	U 18-250/2T	201	141	462	164	140	176	211	128,2	98	198	2" G	1" ½ G	529	189	240	-	16,5
-	U 18-400/3T	238,5	141	516	164	140	176	229	148,2	103	203			529	189	240	-	23,5



## ULTRA (S) Serie-Mechanical seal and bearings

MECHANICAL SEAL	PUMP MODEL	SHAFT Ø		STANDARD MATERIAL	OPTIONAL
	U3-70/2, U3-80/3, U3-120/4, U5-90/2, U5-120/3, U5-180/4, U7-120/2, U7-200/3, U7-300/4, U9-180/2, U9-200/3, U9-350/4, U18-250/2, U18-400/3	14mm / S	<b>Rotating face</b> <b>Stationary face</b> <b>Elastomer</b>	Graphite Ceramic EPDM	SiC SiC EPDM
	U3-150/5, U5-250/5, U7-400/5, U9-400/5	14mm	<b>Rotating face</b> <b>Stationary face</b> <b>Elastomer</b>	Graphite SiC EPDM	SiC SiC EPDM

BEARINGS	PUMP MODEL	TYPE	
	U3-70/2, U 5-90/2	6201-ZZ	6202-ZZ
	U3-80/3, U3-120/4, U5-120/3, U 7-120/2	6202-ZZ	6302-ZZ C3
	U3-150/5, U 5-180/4, U5-250/5, U7-200/3, 3- U7-300/4, U 9-180/2, U9-200/3, U18-250/2	6203-ZZ	6304-ZZ C3
	1- U7-300/4, U7-400/5, U9-350/4, U9-400/5, U18-400/3	6203-ZZ	6305-ZZ C3

# ULTRA + VSD

Horizontal booster pump with variable speed drive



## DESCRIPTION

Horizontal pump of ULTRA series provided with single-phase variable speed drive EPIC or three-phase EPIC-A. This booster pump assures a desired pressure regardless of changes on flow demand making it suitable for low or missing pressure in domestic systems. A membrane tank downstream the system is required.

## FEATURES

- EPIC or EPIC-A variable speed drive provided on board
- Three-phase horizontal pump of ULTRA series
- Pressure sensor
- Cable with plug

## FUNCTIONING

If the pressure in the network drops the pump will start and gradually speeds up to provide with the set pressure. When the water demand decreases, the pressure will rise causing the pump speed to slow down and eventually to stop the pump if demand ceases. The pump will remain on standby waiting to start at the next water demand.

## SELECTION

The table below shows the horizontal ULTRA pump models available for the assembly with EPIC or EPIC-A. Consult the catalog at the ULTRA series for pump specifics and characteristic curves.

3- PUMP TYPE		VSD TYPE				
ULTRA	ULTRA S	Power supply				
		1- 220V	3- 380V	3- 220V		
U 3-70/2T	U 3S-70/2T	EPIC	EPIC-A 304	EPIC-A 204		
U 3-80/3T	U 3S-80/3T			EPIC-A 206		
U 3-120/4T	U 3S-120/4T			EPIC-A 204		
U 3-150/5T	U 3S-150/5T			EPIC-A 206		
U 5-90/2T	U 5S-90/2T			EPIC-A 209		
U 5-120/3T	U 5S-120/3T			-	EPIC-A 306	
U 5-180/4T	U 5S-180/4T			EPIC	EPIC-A 304	EPIC-A 206
U 5-250/5T	U 5S-250/5T					EPIC-A 306
U 7-120/2T	U 7S-120/2T			-	EPIC-A 309	EPIC-A 214
U 7-200/3T	U 7S-200/3T					EPIC-A 306
U 7-300/4T	U 7S-300/4T	EPIC	EPIC-A 304	EPIC-A 206		
U 7-400/5T	U 7S-400/5T			EPIC-A 309	EPIC-A 214	
U 9-180/2T	U 9S-180/2T	-	EPIC-A 306	EPIC-A 206		
U 9-200/3T	U 9S-200/3T			EPIC-A 309	EPIC-A 209	
U 9-350/4T	U 9S-350/4T	-	EPIC-A 309	EPIC-A 214		
U 9-400/5T	U 9S-400/5T			EPIC-A 306	EPIC-A 206	
U 18-250/2T	U 18S-250/2T	-	EPIC-A 306	EPIC-A 209		
U 18-400/3T	U 18S-400/3T			EPIC-A 309	EPIC-A 214	

