


DP/DPV

Drainage
Plastic



Drainage pumps for emptying pits and cisterns, for gardening; completely constructed in anticorrosive material. Brass insert on the delivery opening (DP 80/100 - DPV 80/100). The single-phase version includes a built-in capacitor, a thermal protector and it can be equipped with a float switch.



DP 40
DP 80
DPV 80



DP 60
DP 100
DPV 100



White water

Construction features

Pump body polypropylene



Impeller Noryl®

Mechanical seal double lip seal on ceramic bush

Motor shaft stainless steel AISI 416 with ceramic bush

Free passage
 \varnothing max 4 mm (DP 40/60)
 \varnothing max 7 mm (DP 80/100)
 \varnothing max 15 mm (DPV 80/100)

Max submergence 5 m

Liquid temperature 0 - 40 °C

Cable
 H05 RN8F, 10 m (DP 40/60)
 H07 RN8F, 10 m (DP 80/100, DPV 80/100)

G float switch

Motor

3- 380V - 60Hz
(DPV 80/100)

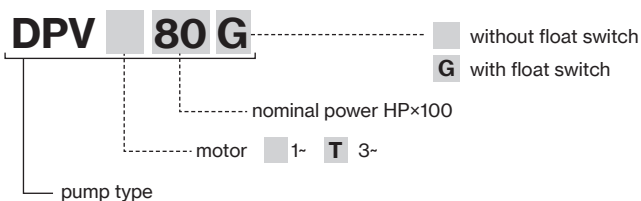
2 Poles induction motor

1- 220V - 60Hz
(with thermal protection)

Insulation class F

Protection degree IPX8

1- 110V - 60Hz	
TYPE	I (A)
DP 40	2,0
DP 60	4,2
DP 80	7,4
DP 100	10,2
DPV 80	5,2
DPV 100	7,6



TYPE	LOTS			
	TRUCK		CONTAINER	
	PALLET (cm)	N° pumps	PALLET (cm)	N° pumps
DP40-60	80×120×175	135	80×120×205	162
DP 80-100	80×120×145	57	80×120×190	76
DPV 80-100	80×120×145	57	80×120×190	76



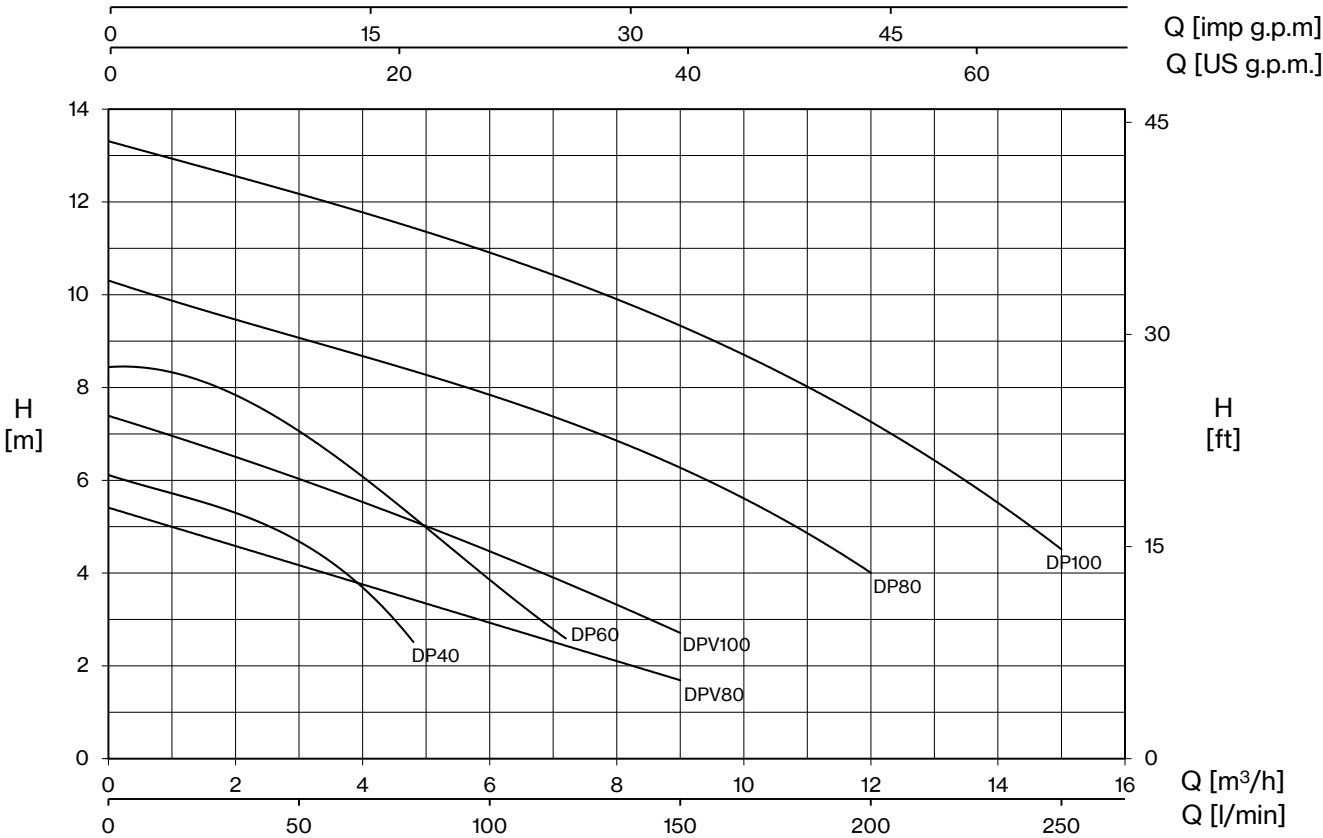
DP



DPV



DP/DPV

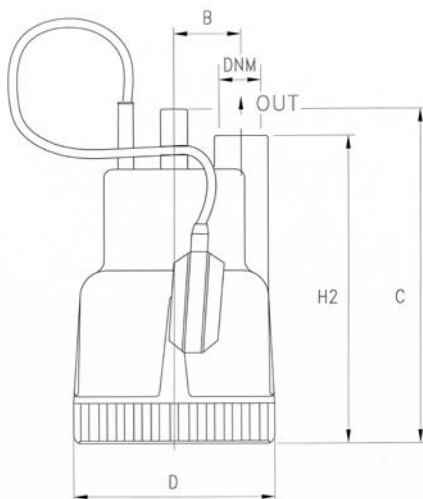




TYPE - 60 Hz		P1	CURRENT		Q (m³/h - l/min)										
1~	3~		1~ 220V	3~ 380V	0	1,2	2,4	3	3,6	4,8	6	7,2	9	12	15
		kW	A		H (m)										
DP 40 (G)	-	0,2	1	-	6,1	5,7	5,0	4,7	4,2	2,5					
DP 60 (G)	-	0,4	2,1	-	8,5	8,1	7,6	7,2	6,7	5,0	3,9	2,6			
DP 80 (G)	DPT 80	0,8	3,7	1,8	10,3			9,1	8,8	8,3	7,8	7,3	6,3	4,0	
DP 100 (G)	DPT 100	1,05	5,1	2,3	13,3			12,2	12,0	11,5	10,9	10,3	9,3	7,3	4,5

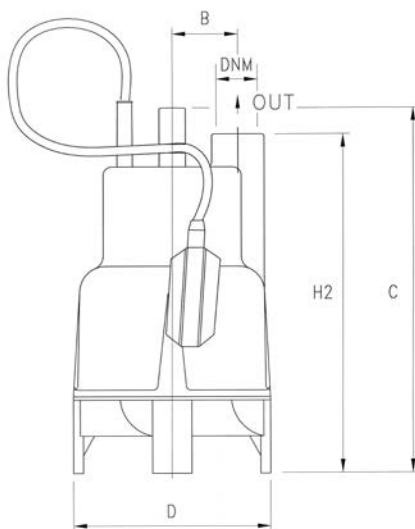
TYPE - 60 Hz		P1	CURRENT		Q (m³/h - l/min)			
1~	3~		1~ 220V	3~ 380V	0	3	6	9
		kW	A		H (m)			
DPV 80 (G)	DPVT 80	0,5	2,6	1,2	5,4	4,2	2,9	1,7
DPV 100 (G)	DPVT 100	0,75	3,8	1,7	7,4	5,8	4,7	2,7





DP/DPV



TYPE		DIMENSIONS (mm)								
1~	3~	B	C	D	H2	DNM	I	L	M	
DP 40 (G)	-	50	250	150	230	1" G	170	200	320	5
DP 60 (G)	-	50	250	150	230	1" G	170	200	320	6,5
DP 80 (G)	DPT 80	55.5	296	176	276	1" ¼ G	185	230	310	8,5
DP 100 (G)	DPT 100	55.5	296	176	276	1" ¼ G	185	230	310	10



TYPE		DIMENSIONS (mm)								
1~	3~	B	C	D	H2	DNM	I	L	M	
DPV 80 (G)	DPVT 80	55.5	331	176	310	1" ¼ G	185	230	345	8,5
DPV 100 (G)	DPVT 100	55.5	331	176	310	1" ¼ G	185	230	345	10

