

# ULTRA S

## Multistage Horizontal

Stainless steel multistage horizontal pumps. Pumping of clean non-loaded fluids, pressurizing system, irrigation, drinking and glycol water, water treatment, heating and air conditioning, washing system.

### Construction features

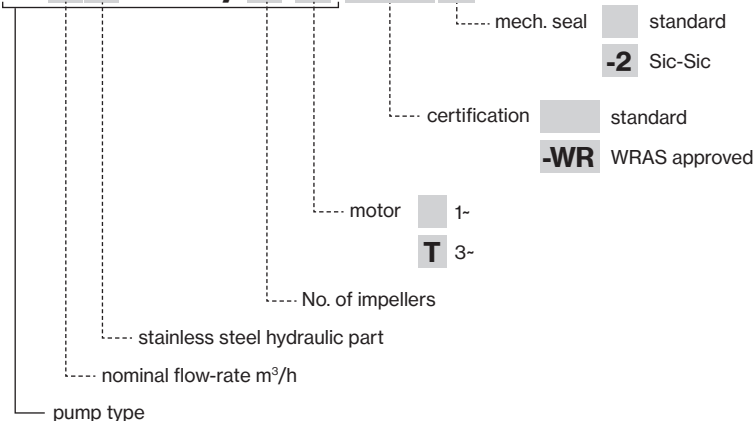
<b>Pump body, mechanical seal housing</b>	stainless steel AISI 304
<b>Motor bracket</b>	aluminum
<b>Impellers, diffusers</b>	stainless steel AISI 304
<b>Mechanical seal</b>	ceramic-graphite-EPDM ≤ 6 impellers graphite-silicon carbide-EPDM ≥ 7 impellers
<b>Motor shaft</b>	stainless steel AISI 303
<b>Liquid temperature</b>	-15 ÷ +110 °C
<b>Operating pressure</b>	max 8,5 bar

### Motor

	3- 230/400V - 50Hz
<b>2 poles induction motor</b>	1- 230V - 50Hz (with thermal protection up to 1,85 kW)
<b>Insulation class</b>	F
<b>Protection degree</b>	IPX4



**U 3 S -120 / 6 T -WR**



ULTRA 3S



ULTRA 5S



ULTRA 7S



ULTRA 9S



ULTRA 18S



# ULTRA S

TYPE - 50 Hz		P2		P1		CURRENT		Q (m³/h - l/min)						
1-	3-			1-	3-	1- 230V	3- 400V	0	0,6	1,2	1,8	2,4	3,6	4,8
		HP	kW	kW		A		H (m)						
								0	10	20	30	40	60	80
U 3S-50/2	U 3S-50/2T	0,5	0,37	0,41	0,41	1,8	0,9	21,7	20,9	19,3	17,8	15,9	11,4	5,8
U 3S-70/3	U 3S-70/3T	0,7	0,51	0,61	0,58	2,7	1,1	32,7	31,2	29,2	26,7	23,9	17,2	9,0
U 3S-90/4	U 3S-90/4T	0,9	0,66	0,83	0,8	3,6	1,7	44,3	42,8	40,0	36,4	33,2	24,5	13,9
U 3S-100/5	U 3S-100/5T	1	0,75	0,99	0,92	4,4	1,7	55,3	53,5	50,3	46,5	42,1	31,6	17,7
U 3S-120/6	U 3S-120/6T	1,2	0,9	1,11	1,11	5,1	2,5	66,6	64,4	60,8	56,0	50,7	38,1	22,4
U 3S-150/7	U 3S-150/7T	1,5	1,1	1,4	1,4	6,6	3,1	75,6	73,3	69,4	64,8	58,9	44,4	26,1

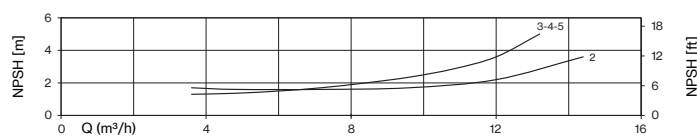

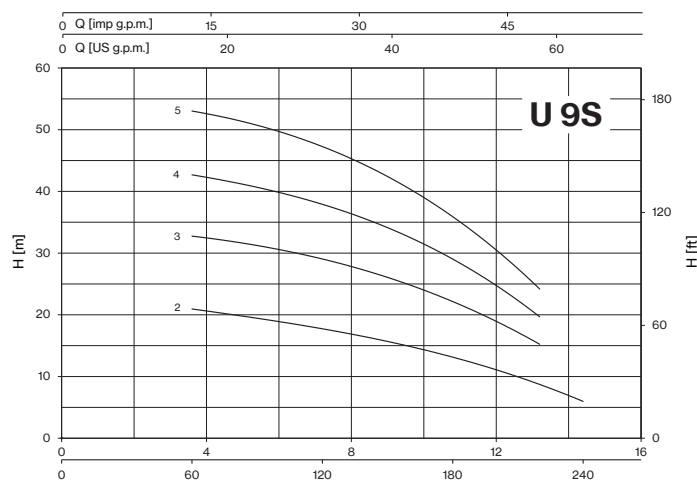
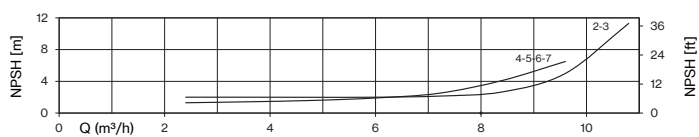
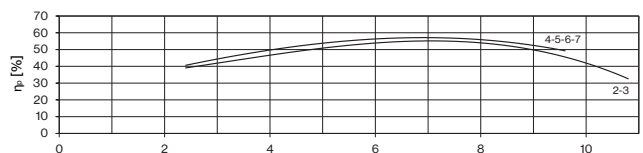
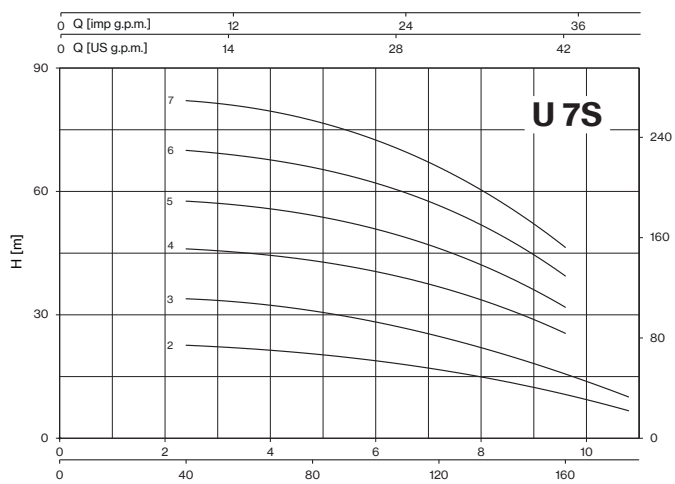
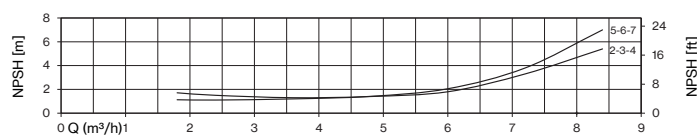
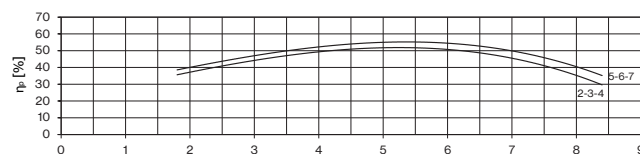
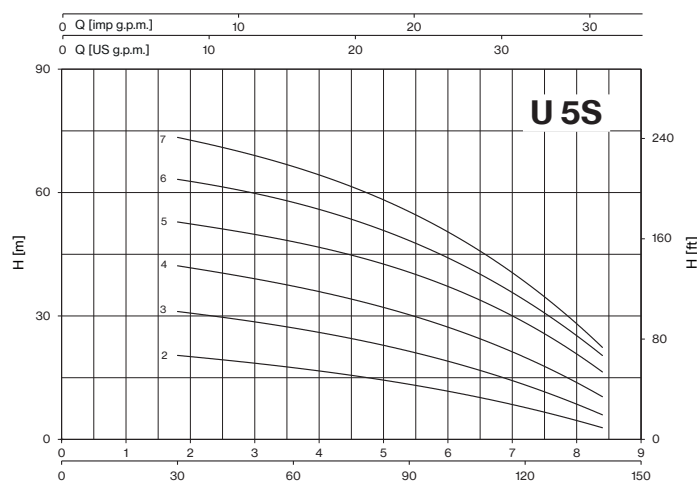
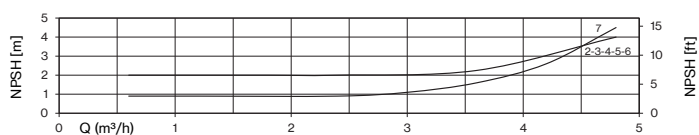
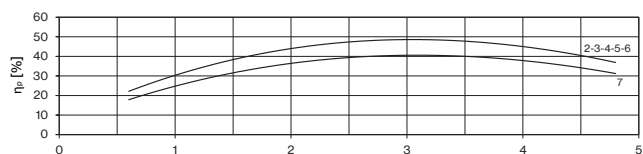
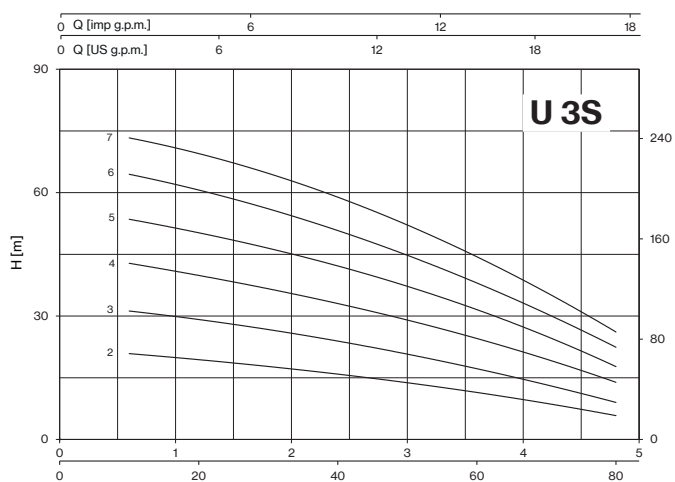
TYPE - 50 Hz		P2		P1		CURRENT		Q (m³/h - l/min)							
1-	3-			1-	3-	1- 230V	3- 400V	0	1,8	2,4	3,6	4,8	6	7,2	8,4
		HP	kW	kW		A		H (m)							
								0	30	40	60	80	100	120	140
U 5S-70/2	U 5S-70/2T	0,7	0,51	0,6	0,58	2,6	1,1	22,3	20,4	19,5	17,5	14,8	11,7	7,8	2,8
U 5S-80/3	U 5S-80/3T	0,8	0,6	0,8	0,75	3,8	1,4	34,0	31,1	29,9	27,0	23,6	19,1	13,1	6,0
U 5S-120/4	U 5S-120/4T	1,2	0,9	1,09	1,08	4,9	2,4	45,5	42,2	40,7	37,2	32,9	27,4	19,8	10,4
U 5S-150/5	U 5S-150/5T	1,5	1,1	1,4	1,3	6,6	3,1	55,9	52,8	51,4	48,1	43,4	37,3	28,3	16,4
U 5S-180/6	U 5S-180/6T	2	1,5	1,6	1,6	7,4	3,3	67,0	63,3	61,6	57,6	51,9	44,2	33,6	20,4
U 5S-200/7	U 5S-200/7T	2	1,5	1,9	1,8	8,6	3,6	77,8	73,5	71,3	66,3	59,6	50,7	38,0	22,4

TYPE - 50 Hz		P2		P1		CURRENT		Q (m³/h - l/min)							
1-	3-			1-	3-	1- 230V	3- 400V	0	2,4	3,6	4,8	6	7,2	9,6	10,8
		HP	kW	kW		A		H (m)							
								0	40	60	80	100	120	160	180
U 7S-100/2	U 7S100/2T	1	0,75	0,91	0,84	4,1	1,6	23,6	22,6	21,8	20,5	18,8	16,7	10,6	6,7
U 7S-120/3	U 7S-120/3T	1,2	0,9	1,23	1,22	5,6	2,5	35,6	33,9	32,8	31,2	28,1	24,7	15,7	10,0
U 7S-180/4	U 7S-180/4T	2	1,5	1,8	1,7	8,3	3,5	46,7	46,0	45,2	43,1	40,3	36,9	25,5	
U 7S-250/5	U 7S-250/5T	2,5	1,85	2,2	2,1	9,9	4,0	58,5	57,6	56,6	54,1	50,8	46,1	31,8	
U 7S-300/6	U 7S-300/6T	3	2,2	2,6	2,5	12,1	4,8	70,6	69,9	68,7	65,8	61,8	56,6	39,3	
-	U 7S-350/7T	3,5	2,57	-	2,9	-	5,3	82,8	82,0	80,6	77,2	72,3	66,0	46,4	

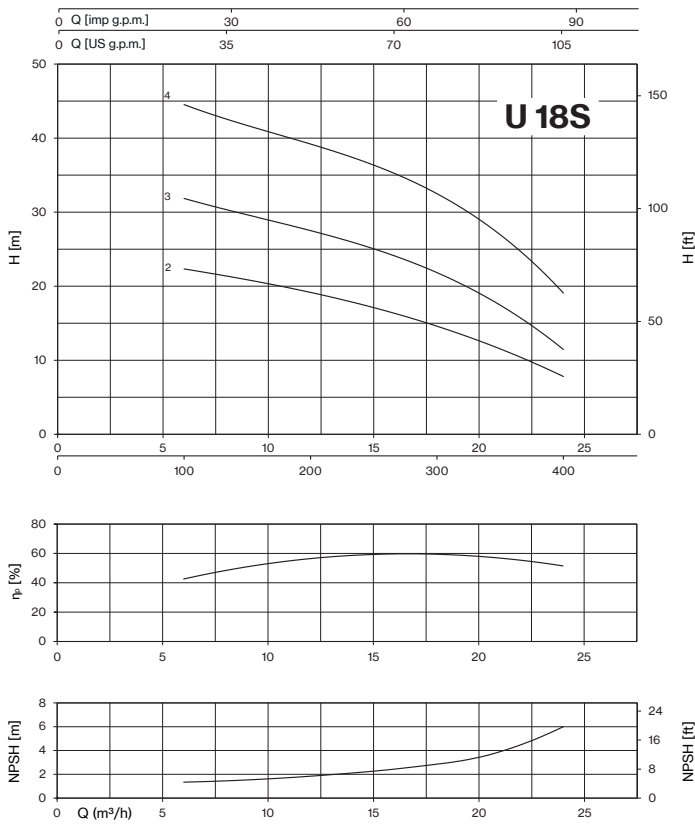
TYPE - 50 Hz		P2		P1		CURRENT		Q (m³/h - l/min)								
1-	3-			1-	3-	1- 230V	3- 400V	0	3,6	4,8	6	7,2	9,6	12	13,2	14,4
		HP	kW	kW		A		H (m)								
								0	60	80	100	120	160	200	220	240
U 9S-100/2	U 9S-100/2T	1	0,75	0,99	0,95	4,5	1,6	23,9	21,0	20,0	18,8	17,7	15,0	11,0	8,7	6,0
U 9S-150/3	U 9S-150/3T	1,5	1,1	1,5	1,4	7,0	3,1	35,1	32,8	31,8	30,6	29,0	24,9	18,9	15,2	
U 9S-200/4	U 9S-200/4T	2	1,5	1,8	1,8	8,3	3,6	45,8	42,7	41,5	39,7	37,8	32,7	24,6	19,8	
U 9S-250/5	U 9S-250/5T	2,5	1,85	2,3	2,2	10,4	4,2	57,1	53,1	51,6	49,5	47,2	40,6	30,2	24,4	

TYPE - 50 Hz		P2		P1	CURRENT		Q (m³/h - l/min)										
3-					3- 400V		0	6	7,2	9,6	12	14,4	16,8	19,2	21,6	24	
		HP	kW	kW	A		H (m)										
								0	100	120	160	200	240	280	320	360	400
U 18S-180/2T		2	1,5	1,6	3,3		23,8	22,3	21,8	20,6	19,1	17,5	15,7	13,5	10,9	7,8	
U 18S-250/3T		2,5	1,85	2,3	4,3		33,8	31,6	31,0	29,4	27,4	25,4	23,2	20,4	16,3	11,5	
U 18S-400/4T		4	3	3,1	5,9		46,3	44,2	43,4	41,4	39,1	36,7	34,1	30,8	25,6	19,0	



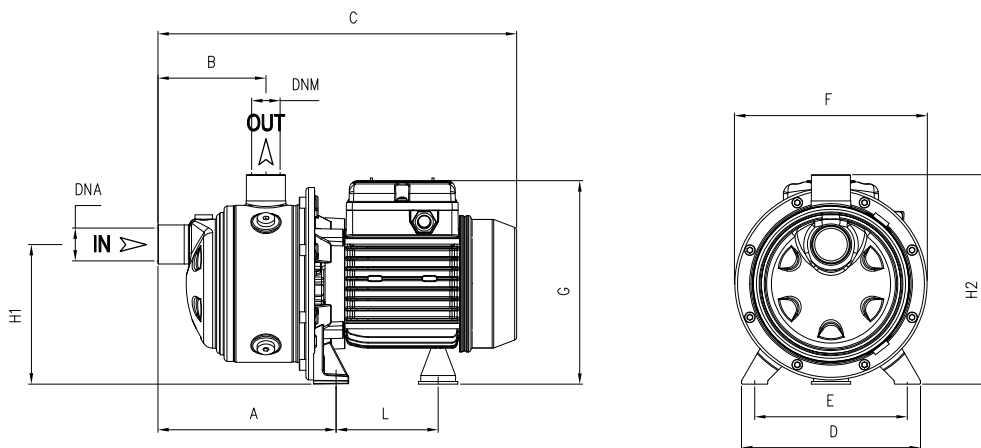


# ULTRA S

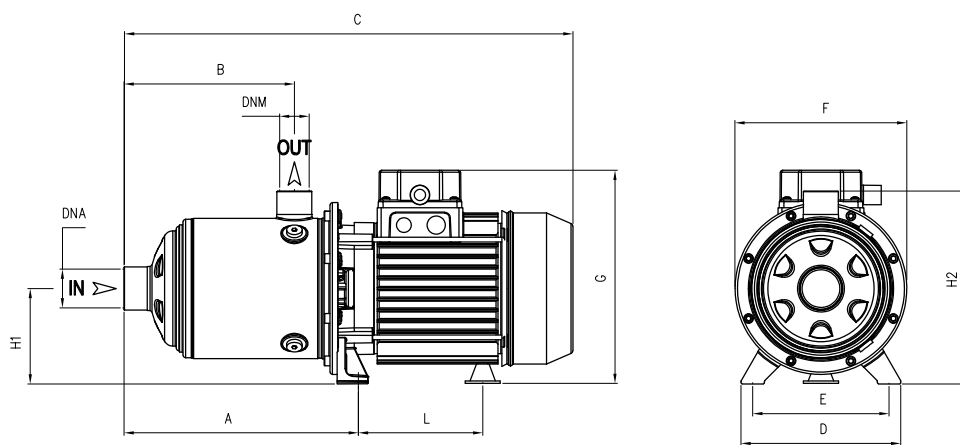


TYPE	LOTS			
	TRUCK		CONTAINER	
	PALLET (cm)	N° pumps	PALLET (cm)	N° pumps
<b>U 3S-50/2-90/4</b>	80×120×150	84	80×120×175	96
<b>U 3S-100/5-120/6</b>	85×110×160	70	85×110×185	80
<b>U 3S-150/7</b>	80×120×150	42	80×120×175	49
<b>U 5S-70/2</b>	80×120×150	84	80×120×175	96
<b>U 5S-80/3-120/4</b>	85×110×160	70	85×110×185	80
<b>U 5S-150/5</b>	90×110×150	54	90×110×170	63
<b>U 5S-180/6-200/7</b>	80×120×150	42	80×120×175	49
<b>U 7S-100/2-120/3</b>	85×110×160	70	85×110×185	80
<b>U 7S-180/4-250/5</b>	90×110×150	54	90×110×170	63
<b>U 7S-300/6T</b>	80×120×150	42	80×120×175	49
<b>U 7S-300/6-350/7T</b>	80×120×145	35	80×120×170	42
<b>U 9S-100/2</b>	85×110×160	70	85×110×185	80
<b>U 9S-150/3-200/4</b>	90×110×150	54	90×110×170	63
<b>U 9S-250/5</b>	80×120×150	42	80×120×175	49
<b>U 18S-180/2-250/3</b>	90×110×150	54	90×110×170	63
<b>U 18S-400/4</b>	80×120×145	35	80×120×170	42






TYPE		DIMENSIONS (mm)											M			Kg		
-1	-3	A	B	C	D	E	F	G	L	H1	H2	DNA	DNM	I	L	M	-1	-3
U 3S-50/2	U 3S-50/2T	166,8	103	333	164	140	176	190	93,7	128	192	1" G	1" G	369	189	220	6,5	6
U 3S-70/3	U 3S-70/3T	166,8	103	333	164	140	176	190	93,7	128	192			369	189	220	7	7
U 3S-90/4	U 3S-90/4T	190,8	127	357	164	140	176	190	93,7	128	192			369	189	220	8,5	8,5
U 3S-100/5	U 3S-100/5T	214,8	151	404	164	140	176	203	104,7	128	192			444	189	220	10,5	10,5
U 3S-120/6	U 3S-120/6T	238,8	175	428	164	140	176	203	104,7	128	192			444	189	220	11,5	11,5
U 3S-150/7	U 3S-150/7T	262,8	199	513	164	140	176	211	128,2	134	198			529	189	240	14,5	14
U 5S-70/2	U 5S-70/2T	166,8	103	333	164	140	176	195	93,7	128	192			369	189	220	7	7
U 5S-80/3	U 5S-80/3T	166,8	103	357	164	140	176	203	93,7	128	192			444	189	220	9,5	10,5
U 5S-120/4	U 5S-120/4T	190,8	127	380	164	140	176	203	104,7	128	192			444	189	220	11	11
U 5S-150/5	U 5S-150/5T	214,8	151	466	164	140	176	211	128,2	134	198			529	189	240	17,5	17,5
U 5S-180/6	U 5S-180/6T	238,8	175	489	164	140	176	211	128,2	134	198			529	189	240	17,5	18
U 5S-200/7	U 5S-200/7T	262,8	199	513	164	140	176	211	128,2	134	198			529	189	240	17	18




TYPE		DIMENSIONS (mm)											M			Kg		
-1	-3	A	B	C	D	E	F	G	L	H1	H2	DNA	DNM	I	L	M	-1	-3
U 7S-100/2	U 7S100/2T	166,8	103	356	164	140	176	203	104,7	92	192	1" ¼ G	1" G	444	189	220	10,5	10,5
U 7S-120/3	U 7S-120/3T	166,8	103	356	164	140	176	203	104,7	92	192			444	189	220	11,5	11,5
U 7S-180/4	U 7S-180/4T	190,8	127	441	164	140	176	211	128,2	98	198			529	189	240	17	18
U 7S-250/5	U 7S-250/5T	214,8	151	466	164	140	176	211	128,2	98	198			529	189	240	18,5	17,5
U 7S-300/6	U 7S-300/6T	238,8	175	543 T 489	164	140	176	229 T 211	148,2 T 128,2	103 T 98	203 T 198			580	231	235	26	19,5
-	U 7S-350/7T	262,8	199	567	164	140	176	229	148,2	103	203			580	231	235	-	23,5
U 9S-100/2	U 9S-100/2T	185,8	118	375	164	140	176	203	104,7	98	192	1" ½ G	1" ¼ G	444	189	220	10,5	10,5
U 9S-150/3	U 9S-150/3T	185,8	118	405	164	140	176	211	128,2	98	198			529	189	240	18	18
U 9S-200/4	U 9S-200/4T	215,8	148	466	164	140	176	211	128,2	98	198			529	189	240	17,5	18,5
U 9S-250/5	U 9S-250/5T	245,8	178	494	164	140	176	211	128,2	98	198			529	189	240	19	18
-	U 18S-180/2T	201	141	462	164	140	176	211	128,2	98	198	2" G	1" ½ G	529	189	240	-	15
-	U 18S-250/3T	238,5	141	462	164	140	176	211	128,2	98	198			529	189	240	-	17,5
-	U 18S-400/4T	276	178,5	554	164	140	176	229	148,2	103	203			580	231	235	-	26



## ULTRA (S) Serie-Mechanical seal and bearings

MECHANICAL SEAL	PUMP MODEL	SHAFT Ø		STANDARD MATERIAL	OPTIONAL
					2
	U3-50/2, U3-70/3, U3-90/4, U3-100/5, U3-120/6, U5-70/2, U5-80/3, U5-120/4, U5-150/5, U5-180/6, U7-100/2, U7-120/3, U7-180/4, U7-250/5, U7-300/6, U9-100/2, U9-150/3, U9-200/4, U9-250/5, U18-180/2, U18-250/3, U18-400/4	14mm / S	<b>Rotating face</b> <b>Stationary face</b> <b>Elastomer</b>	Graphite Ceramic EPDM	SiC SiC EPDM
	U3-150/7, U5-200/7, U7-350/7	14mm	<b>Rotating face</b> <b>Stationary face</b> <b>Elastomer</b>	Graphite SiC EPDM	SiC SiC EPDM

BEARINGS	PUMP MODEL	TYPE	
	U3-50/2, U3-70/3, U3-90/4, U5-70/2	6201-ZZ	6202-ZZ
	U3-100/5, U3-120/6, U5-80/3, U5-120/4, U7-100/2, U7-120/3, U9-100/2	6202-ZZ	6302-ZZ C3
	U3-150/7, U5-150/5, U5-180/6, U5-200/7, U7-180/4, U7-250/5, 3- U7-300/6, U9-150/3, U9-200/4, U9-250/5, U18-180/2, U18-250/3	6203-ZZ	6304-ZZ C3
	1- U7-300/6, U7-350/7, U18-400/4	6203-ZZ	6305-ZZ C3

# ULTRA + VSD

Horizontal booster pump with variable speed drive



## DESCRIPTION

Horizontal pump of ULTRA series provided with single-phase variable speed drive EPIC or three-phase EPIC-A. This booster pump assures a desired pressure regardless of changes on flow demand making it suitable for low or missing pressure in domestic systems. A membrane tank downstream the system is required.

## FEATURES

- EPIC or EPIC-A variable speed drive provided on board
- Three-phase horizontal pump of ULTRA series
- Pressure sensor
- Cable with plug

## FUNCTIONING

If the pressure in the network drops the pump will start and gradually speeds up to provide with the set pressure. When the water demand decreases, the pressure will rise causing the pump speed to slow down and eventually to stop the pump if demand ceases. The pump will remain on standby waiting to start at the next water demand.

## SELECTION

The table below shows the horizontal ULTRA pump models available for the assembly with EPIC or EPIC-A. Consult the catalog at the ULTRA series for pump specifics and characteristic curves.

3- PUMP TYPE		VSD TYPE	
ULTRA	ULTRA S	Power supply	
		1- 230V	3- 400V
U 3-50/2T	U 3S-50/2T	EPIC	EPIC-A 304
U 3-70/3T	U 3S-70/3T		
U 3-90/4T	U 3S-90/4T		
U 3-100/5T	U 3S-100/5T		
U 3-120/6T	U 3S-120/6T		
U 3-150/7T	U 3S-150/7T		
U 5-70/2T	U 5S-70/2T		
U 5-80/3T	U 5S-80/3T		
U 5-120/4T	U 5S-120/4T		
U 5-150/5T	U 5S-150/5T		
U 5-180/6T	U 5S-180/6T		
U 5-200/7T	U 5S-200/7T		
U 7-100/2T	U 7S-100/2T		
U 7-120/3T	U 7S-120/3T		
U 7-180/4T	U 7S-180/4T		
U 7-250/5T	U 7S-250/5T		
U 7-300/6T	U 7S-300/6T		
U 7-350/7T	U 7S-350/7T		
U 9-100/2T	U 9S-100/2T	EPIC	EPIC-A 304
U 9-150/3T	U 9S-150/3T		
U 9-200/4T	U 9S-200/4T	-	EPIC-A 306
U 9-250/5T	U 9S-250/5T		
U 18-180/2T	U 18S-180/2T	EPIC	EPIC-A 304
U 18-250/3T	U 18S-250/3T	-	EPIC-A 306
U 18-400/4T	U 18S-400/4T		

